

S E C O L O

**EURO PRICE LIST 2024**

V.A.T. EXCLUDED

## **Sales condition**

All prices are in EURO, VAT excluded.  
The price always includes standard packing box.

The OSB wooden box will be charged at cost  
when it's required, depending on the content of  
the shipping.

To improve quality, models may be altered and  
changed without prior notice.. Wood finish tones,  
marble slabs metal finishes, fabric and leather  
may vary from one shipment to another  
and therefore cannot be guaranteed.

Claims for transport damages can only  
be considered if reported within 7 days from  
receipt of the goods.  
Our transport insurance will not respond after  
this time.

All goods supplied will remain the exclusive  
property of Secolo until such time as payment is  
received in full.

# Copyright Notice

SECOLO\_2024\_ © All Rights Reserved

All contents, including but not limited to text, images, designs, graphics, photographs, and logos displayed within this price list are the intellectual property of Secolo.

These contents are protected under applicable copyright laws. Any reproduction, modification, distribution, or republication of the price list or its contents in any form without the explicit written permission of Secolo is strictly prohibited.

By accessing or using this price list, you acknowledge that you have read, understood, and agreed to the above copyright protection notice and disclaimer.

If you do not agree with any part of this notice, you must refrain from using this price list.

If you have any inquiries or require further information regarding the copyright or usage of our price list, please contact us through the provided communication channels.

## Index

### 01 Sofas & Armchairs

Archi Armchair	5
Archi Sofa	6-7
Asawa Lounge Chair	8
Asawa Sofa	9-10
B15Z Lounge Chair	11
Chapter Two Sofa	12
Clip Lounge Chair	13
Futura Sofa	14-17
Horizon Sofa	18
Pop Lounge Chair	19
Richmond Lounge Chair	20
Sibyllia Armchair	21
Sibyllia Sofa	22-23
Tadao Armchair	24
Tadao Sofa	25
Tateyama Cloud Sofa	26-27
Tateyama Sofa	28-29
Tateyama XL Sofa	30-31
Yemeni Lounge Chair	32
Yemeni Lounge Corner	33
Yemeni Sofa	34
Yemeni Family	35-36
Yoshida Lounge Chair	37
Yoshida Pouf	38
Yoshida Sofa	39
Yoshida Family	40-41

### 02 Seating

Douglas Pouf	42
Giardino Botanico Collection	43-44
Inge Chair	45
Inge Pouf	46
Luna Chair	47
Masa Dining Chair	48
Nara Stool	49
Nuba Pouf	50
Nuba Bench	51
Ollie Pouf	52
Richmond Barstool	53
Richmond Dining Chair	54
Taoto Dining Chair	55

### 03 Coffee & Side Tables

Arris Coffee & Side Tables	56
Atlante Side Table	57

Book 1&2 Coffee Tables	58
Fragment Coffee Tables	59-60
Gemini Round Coffee Tables	61
Gemini Soft Hex Coffee Tables	62
Hiri Coffee & Side Tables	63
Kawa Coffee Tables	64
Laghi Coffee Tables	65
Laghi Monochrome Coffee Tables	66
Lock Side Table	67
Origin Side Table	68
Orion Side Table	69
Pangea Coffee Table	70
Pingu Side Table	71
Pingu X Side Table	72
Sketch Side Table	73
Taras Coffee Table	74
Tayma Coffee Table	75
Tayma X Coffee Table	76

### 04 Dining Tables

Horus Dining Table	77-78
Horus Marble Dining Table	79-81
Inge Dining Table	82-83
Inge Marble Dining Table	84-85
Laghi I Dining Table	86-87
Laghi II Dining Table	88-89
Monith Dining Table	90-91
Silo Dining Table	92-93

### 05 Desks & Consoles

Apollo Console	94
Apollo Desk	95
Kara Console	96
Lock Console	97
Nakamura Desk	98
Roll Desk	99

### 06 Mirrors

1931 Mirror	100
Aglaia Mirror	101
Giove Mirror	102
Laghi Mirrors	103
Takada Mirror	104

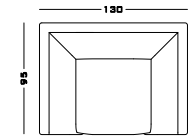
# Archi Armchair

Discover More

Modular sofa composed of 3 elements which can be configured into many different options including L and U shaped sofas. Plywood & Ash wood construction with elasticated webbing supporting several layers of non-deformable foam. Lined and upholstered in any of our range of fabrics or customers own material. Hidden MDF feet in black lacquer. Upholstery non-removable. Modules come assembled in box.



Cod. ARC1SB



130 W x 95 D x 42 seat H.  
Back H 75

Upholstery: c.o.m. <small>(Fabric 8 lm - Leather 12 sqm)</small>	2.610
Upholstery: standard	3.090
Upholstery: premium	3.330
Upholstery: special	3.570

Packing info & costs <small>Cod. ARC1SB</small>	Type of box	Dimensions in CM <small>(W x D x H)</small>	Volume in m^3	Weight in KG <small>Gross/Net</small>	Price in €
	Cardboard	140 x 110 x 90	1.4	75/55	Included
	Wooden	150 x 120 x 100	1.8	80/55	150

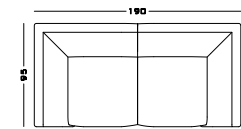
Archi Sofa

Discover More

Modular sofa composed of 3 elements which can be configured into many different options including L and U shaped sofas. Plywood & Ash wood construction with elasticated webbing supporting several layers of non-deformable foam. Lined and upholstered in any of our range of fabrics or customers own material. Hidden MDF feet in black lacquer. Upholstery non-removable. Modules come assembled in box.



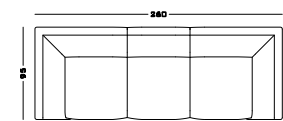
Cod. ARC2S



190 W x 95 D x 42 seat H.  
Back H 75

<b>Upholstery: c.o.m.</b> (Fabric 12 lm - Leather 20 sqm)	<b>4.440</b>
<b>Upholstery: standard</b>	<b>5.160</b>
<b>Upholstery: premium</b>	<b>5.520</b>
<b>Upholstery: special</b>	<b>5.880</b>

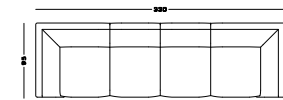
Cod. ARC3S



260 W x 95 D x 42 seat H.  
Back H 75

<b>Upholstery: c.o.m.</b> (Fabric 16 lm - Leather 26 sqm)	<b>5.715</b>
<b>Upholstery: standard</b>	<b>6.675</b>
<b>Upholstery: premium</b>	<b>7.155</b>
<b>Upholstery: special</b>	<b>7.635</b>

Cod. ARC4S



330 W x 95 D x 42 seat H.  
Back H 75

<b>Upholstery: c.o.m.</b> (Fabric 22 lm - Leather 35 sqm)	<b>6.960</b>
<b>Upholstery: standard</b>	<b>8.280</b>
<b>Upholstery: premium</b>	<b>8.940</b>
<b>Upholstery: special</b>	<b>9.600</b>

Packing info & Costs

Packing info & costs <small>Cod. ARC2S</small>	Type of box	Dimensions in CM <small>(W x D x H)</small>	Volume in m^3	Weight in KG <small>Gross/Net</small>	Price in €
	Cardboard	200 x 110 x 90	2	100/80	Included
	Wooden	210 x 120 x 100	2.5	130/80	200

Packing info & costs <small>Cod. ARC3S</small>	Type of box	Dimensions in CM <small>(W x D x H)</small>	Volume in m^3	Weight in KG <small>Gross/Net</small>	Price in €
	Cardboard	270 x 110 x 90	2.7	150/130	Included
	Wooden	280 x 120 x 100	3.4	170/130	275

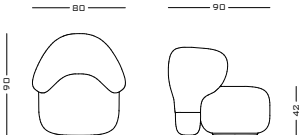
Packing info & costs <small>Cod. ARC4S</small>	Type of box	Dimensions in CM <small>(W x D x H)</small>	Volume in m^3	Weight in KG <small>Gross/Net</small>	Price in €
	Cardboard	340 x 110 x 90	3.4	190/170	Included
	Wooden	350 x 120 x 100	4.2	230/170	350

Asawa Lounge Chair

Discover More

Seat: Intricate plywood structure with elasticated webbing supporting varying layers of non-deformable foam. Back: Intricate plywood structure with hand carved layers of non-deformable foam. Lined and upholstered in any of our range of fabrics or customers own material. Wooden foot: Solid wood piece stained in one of our wood finishes or any RAL colour. Plastic and felt glides. Upholstery non-removable. Comes assembled.



Cod. ASAWA1S		Standard wood	
	<b>Upholstery: c.o.m.</b> (Fabric 5 lm - Leather 8 sqm)	3.660	
	<b>Upholstery: standard</b>	3.960	
	<b>Upholstery: premium</b>	4.110	
	<b>Upholstery: special</b>	4.260	

80 W x 90 D x 42 seat H.  
Back H 77

\* Custom made wood finishes will increase the price by net € 150

Packing info & costs	Type of box	Dimensions in CM (W x D x H)	Volume in m^3	Weight in KG Gross/Net	Price in €
	Cardboard	100 x 100 x 100	1	55/40	Included
	Wooden	100 x 100 x 100	1	80/40	150



# Asawa Sofa

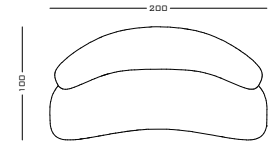
Discover More

Seat: Intricate plywood structure with elasticated webbing supporting varying layers of non-deformable foam. Back: Intricate plywood structure with hand carved layers of non-deformable foam. Lined and upholstered in any of our range of fabrics or customers own material. Wood feet: Solid wood piece stained in one of our wood finishes or any RAL colour. Plastic and felt glides. Upholstery non-removable. Comes assembled.



Cod. ASAWA200

Standard wood

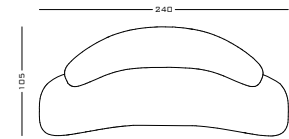


200 W x 100 D x 42 seat H.  
Back H 80

<b>Upholstery: c.o.m.</b> (Fabric 11 lm - Leather 16 sqm)	<b>7.380</b>
<b>Upholstery: standard</b>	<b>7.980</b>
<b>Upholstery: premium</b>	<b>8.280</b>
<b>Upholstery: special</b>	<b>8.580</b>

Cod. ASAWA240

Standard wood

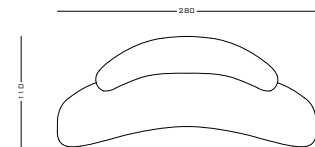


240 W x 105 D x 42 seat H.  
Back H 80

<b>Upholstery: c.o.m.</b> (Fabric 13 lm - Leather 18 sqm)	<b>7.730</b>
<b>Upholstery: standard</b>	<b>8.450</b>
<b>Upholstery: premium</b>	<b>8.810</b>
<b>Upholstery: special</b>	<b>9.170</b>

Cod. ASAWA280

Standard wood



280 W x 110 D x 42 seat H.  
Back H 80

<b>Upholstery: c.o.m.</b> (Fabric 16 lm - Leather 21 sqm)	<b>8.300</b>
<b>Upholstery: standard</b>	<b>9.140</b>
<b>Upholstery: premium</b>	<b>9.560</b>
<b>Upholstery: special</b>	<b>9.980</b>

\* Custom made wood finishes will increase the price by net € 250

Packing info & Costs

Packing info & costs <small>Cod. ASAWA200</small>	Type of box	Dimensions in CM <small>(W x D x H)</small>	Volume in m <sup>3</sup>	Weight in KG <small>Gross/Net</small>	Price in €
	Cardboard	220 x 110 x 100	2.4	120/90	Included
	Wooden	230 x 120 x 100	2.8	150/90	300

Packing info & costs <small>Cod. ASAWA240</small>	Type of box	Dimensions in CM <small>(W x D x H)</small>	Volume in m <sup>3</sup>	Weight in KG <small>Gross/Net</small>	Price in €
	Cardboard	260 x 120 x 100	3.1	140/110	Included
	Wooden	280 x 130 x 100	3.7	180/110	325

Packing info & costs <small>Cod. ASAWA280</small>	Type of box	Dimensions in CM <small>(W x D x H)</small>	Volume in m <sup>3</sup>	Weight in KG <small>Gross/Net</small>	Price in €
	Cardboard	300 x 130 x 100	3.9	180/140	Included
	Wooden	320 x 140 x 100	4.5	200/140	350

B15Z Lounge Chair

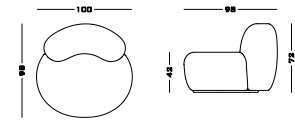
Discover More

Seat: Intricate plywood structure with elasticated webbing supporting varying layers of non-deformable foam. Back: Intricate plywood structure with hand carved layers of non-deformable foam. Lined and upholstered in any of our range of fabrics or customers own material. Continuous MDF base painted in metallic effect finish with felt glides. Upholstery non-removable. Comes assembled.



Cod. BZ100

Wood base: satin/polished effect or Lacquered

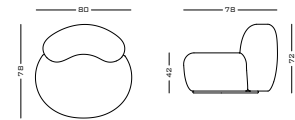


100 W x 98 D x 42 seat H.  
Back H 72

Upholstery: c.o.m. (Fabric 5 lm - Leather 8 sqm)	2.950
Upholstery: standard	3.250
Upholstery: premium	3.400
Upholstery: special	3.550

Cod. BZ80

Wood base: satin/polished effect or Lacquered



80 W x 78 D x 42 seat H.  
Back H 72

Upholstery: c.o.m. (Fabric 5 lm - Leather 8 sqm)	2.810
Upholstery: standard	3.050
Upholstery: premium	3.170
Upholstery: special	3.290

- \* Custom made lacquered wood finishes will increase the price by net € 100
- \* Custom made swivel to allow rotation will increase the price by net € 200

Packing info & costs Cod. BZ100	Type of box	Dimensions in CM (W x D x H)	Volume in m^3	Weight in KG Gross/Net	Price in €
	Cardboard	110 x 100 x 100	1.1	45/35	Included
	Wooden	120 x 120 x 100	1.5	70/35	150

Packing info & costs Cod. BZ80	Type of box	Dimensions in CM (W x D x H)	Volume in m^3	Weight in KG Gross/Net	Price in €
	Cardboard	90 x 90 x 90	0.7	45/30	Included
	Wooden	100 x 100 x 100	1	60/30	120

Chapter Two Sofa

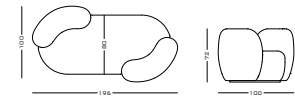
Discover More

Intricate plywood structure with elasticated webbing supporting several layers of non-deformable foam. Lined and upholstered in any of our range of fabrics or customers own material. Continuous painted wood base with felt glides. Upholstery non-removable. Comes assembled.



Cod. CPT

Wood base: satin/polished effect or Lacquered



196 W x 100 D x 42 seat H.  
Back H 72

Upholstery: c.o.m. <small>(Fabric 11 lm - Leather 16 sqm)</small>	5.600
Upholstery: standard	6.200
Upholstery: premium	6.500
Upholstery: special	6.800

\* Custom made lacquered wood finishes will increase the price by net € 150

Packing info & costs	Type of box	Dimensions in CM (W x D x H)	Volume in m^3	Weight in KG Gross/Net	Price in €
	Cardboard	210 x 110 x 100	2.3	110/85	Included
	Wooden	220 x 120 x 100	2.6	140/85	220

# Clip Lounge Chair

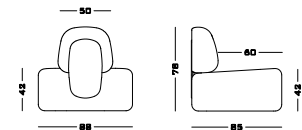
Discover More

Seat: Plywood structure with elasticated webbing supporting several layers of non-deformable foam. Lined and upholstered in any of our range of fabrics or customers own material. Back: Plywood structure with several layers of carved non-deformable foam. Reverse wood: Cut and chamfered solid stained Ash wood with hidden steel support plate. Felt glides. Comes assembled.



Cod. CLIP

Standard wood



88 W x 85 D x 42 seat H.  
Back H 78

Upholstery: c.o.m. <small>(Fabric 4 lm - Leather 8 sqm)</small>	3.180
Upholstery: standard	3.420
Upholstery: premium	3.540
Upholstery: special	3.660

\* Custom made wood finishes will increase the price by net € 150

Packing info & costs	Type of box	Dimensions in CM (W x D x H)	Volume in m^3	Weight in KG Gross/Net	Price in €
	Cardboard	100 x 100 x 90	0.9	50/35	Included
	Wooden	110 x 110 x 100	1.2	75/35	150

Futura Sofa

Discover More

Back: wood structure with rigid foam, lining and upholstered. Seat: wood structure with elasticated webbing supporting varying layers of non-deformable foam. Lined and upholstered. Cushions: 100% feathers. Tone on tone stitching detail. Upholstery non-removable. Comes in units. Hidden wood feet lacquered in black



Cod. FUTP



Upholstery: c.o.m. (Fabric 4 lm - Leather 6 sqm)	1.800
Upholstery: standard	2.040
Upholstery: premium	2.160
Upholstery: special	2.280

Cod. FUTS



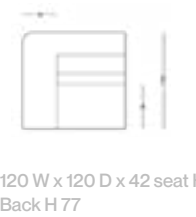
Upholstery: c.o.m. (Fabric 7 lm - Leather 10 sqm)	2.400
Upholstery: standard	2.820
Upholstery: premium	3.030
Upholstery: special	3.240

Cod. FUTN



Upholstery: c.o.m. (Fabric 12 lm - Leather 16 sqm)	3.200
Upholstery: standard	3.920
Upholstery: premium	4.280
Upholstery: special	4.640

Cod. FUTC



Upholstery: c.o.m. (Fabric 12 lm - Leather 16 sqm)	4.000
Upholstery: standard	4.720
Upholstery: premium	5.080
Upholstery: special	5.440

Cod. FUTCL



200 W x 120 D x 42 seat H.  
Back H 77

Upholstery: c.o.m. (Fabric 18 lm - Leather 25 sqm)	4.800
Upholstery: standard	5.880
Upholstery: premium	6.420
Upholstery: special	6.960

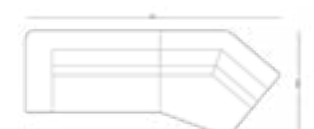
Cod. FUTCR



200 W x 120 D x 42 seat H.  
Back H 77

Upholstery: c.o.m. (Fabric 18 lm - Leather 25 sqm)	4.800
Upholstery: standard	5.880
Upholstery: premium	6.420
Upholstery: special	6.960

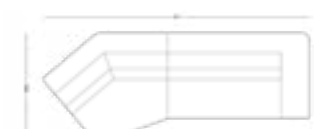
Cod. FUTCLN



377 W x 156,5 D x 42 seat H.  
Back H 77

Upholstery: c.o.m. (Fabric 30 lm - Leather 45 sqm)	8.000
Upholstery: standard	9.800
Upholstery: premium	10.700
Upholstery: special	11.600

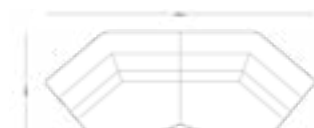
Cod. FUTCRN



377 W x 156,5 D x 42 seat H.  
Back H 77

Upholstery: c.o.m. (Fabric 30 lm - Leather 45 sqm)	8.000
Upholstery: standard	9.800
Upholstery: premium	10.700
Upholstery: special	11.600

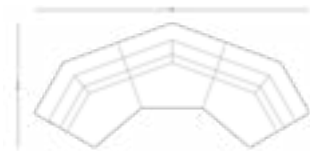
Cod. FUT2N



353,4 W x 156,5 D x 42 seat H.  
Back H 77

Upholstery: c.o.m. (Fabric 25 lm - Leather 35 sqm)	6.400
Upholstery: standard	7.900
Upholstery: premium	8.650
Upholstery: special	9.400

Cod. FUT3N



476,6 W x 214,5 D x 42 seat H.  
Back H 77

Upholstery: c.o.m. (Fabric 35 lm - Leather 50 sqm)	9.600
Upholstery: standard	11.700
Upholstery: premium	12.750
Upholstery: special	13.800

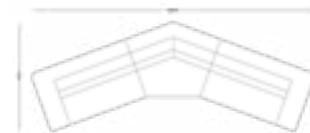
Cod. FUTCLR



400 W x 120 D x 42 seat H.  
Back H 77

Upholstery: c.o.m. (Fabric 30 lm - Leather 45 sqm)	9.900
Upholstery: standard	11.700
Upholstery: premium	12.600
Upholstery: special	13.500

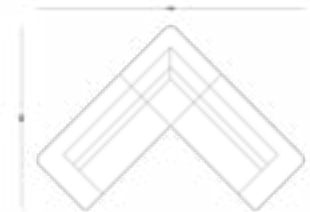
Cod. FUTCLRN



557,5 W x 212,5 D x 42 seat H.  
Back H 77

Upholstery: c.o.m. (Fabric 40 lm - Leather 60 sqm)	12.800
Upholstery: standard	15.200
Upholstery: premium	16.400
Upholstery: special	17.600

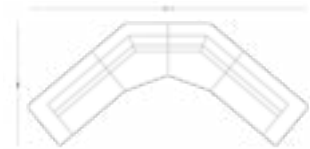
Cod. FUTCLRC



442 W x 305 D x 42 seat H.  
Back H 77

Upholstery: c.o.m. (Fabric 40 lm - Leather 60 sqm)	13.600
Upholstery: standard	16.000
Upholstery: premium	17.200
Upholstery: special	18.400

Cod. FUTCLR2N



651,5 W x 284 D x 42 seat H.  
Back H 77

Upholstery: c.o.m. (Fabric 50 lm - Leather 70 sqm)	16.000
Upholstery: standard	19.000
Upholstery: premium	20.500
Upholstery: special	22.000



Packing info & costs <small>Cod. FUTP</small>	Type of box	Dimensions in CM <small>(W x D x H)</small>	Volume in m^3	Weight in KG <small>Gross/Net</small>	Price in €
	Cardboard	90 x 90 x 80	0.6	50/35	Included
	Wooden	100 x 100 x 100	1	68/35	120

Packing info & costs <small>Cod. FUTS</small>	Type of box	Dimensions in CM <small>(W x D x H)</small>	Volume in m^3	Weight in KG <small>Gross/Net</small>	Price in €
	Cardboard	90 x 130 x 80	0.9	65/55	Included
	Wooden	100 x 140 x 100	1.4	80/55	150

Packing info & costs <small>Cod. FUTN</small>	Type of box	Dimensions in CM <small>(W x D x H)</small>	Volume in m^3	Weight in KG <small>Gross/Net</small>	Price in €
	Cardboard	180 x 180 x 80	2.6	105/90	Included
	Wooden	190 x 190 x 100	3.6	140/90	220

Packing info & costs <small>Cod. FUTC</small>	Type of box	Dimensions in CM <small>(W x D x H)</small>	Volume in m^3	Weight in KG <small>Gross/Net</small>	Price in €
	Cardboard	130 x 130 x 80	1.4	95/70	Included
	Wooden	140 x 140 x 100	2	105/70	200

Packing info & costs <small>Cod. FUTCL Cod. FUTCR</small>	Type of box	Dimensions in CM <small>(W x D x H)</small>	Volume in m^3	Weight in KG <small>Gross/Net</small>	Price in €
	Cardboard	210 x 130 x 80	2.2	155/120	Included
	Wooden	220 x 140 x 100	3	180/120	250

Horizon Sofa

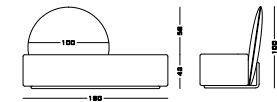
Discover More

Seat: Plywood construction with elasticated webbing supporting several layers of non-deformable foam. Lined and upholstered in any of our range of fabrics or customers own material. Back: Free-moving, front and back padded and upholstered plywood circle with recessed fabric piping around perimeter. Base: Bent 30mm steel tubing which acts as both the base of the sofa and support for the back with felt glides can be finished in any of our metal finishes. Upholstery non-removable. Comes assembled.



Cod. HRZ

Metal: Satin or LacqueredMetal: Polished



180 W x 75 D x 42 seat H.  
Back H 100

<b>Upholstery: c.o.m.</b> (Fabric: 2 lm backrest + 5 lm seat) (Leather 5 sqm backrest + 8 sqm seat)	<b>4.250</b>	<b>4.600</b>
<b>Upholstery: standard</b>	<b>4.670</b>	<b>5.020</b>
<b>Upholstery: premium</b>	<b>4.880</b>	<b>5.230</b>
<b>Upholstery: special</b>	<b>5.090</b>	<b>5.440</b>

\* Custom made metal finishes will increase the price by net € 150

Packing info & costs	Type of box	Dimensions in CM (W x D x H)	Volume in m^3	Weight in KG Gross/Net	Price in €
	Cardboard	200 x 100 x 80	1.6	95/75	Included
	Wooden	210 x 110 x 80	1.8	120/75	180

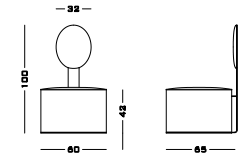
Pop Lounge Chair

Discover More

Seat: Plywood construction with elasticated webbing supporting several layers of non-deformable foam. Lined and upholstered in any of our range of fabrics or customers own material. Back: Padded Plywood back with invisible fixing. Lined and upholstered. Structure: Bent 6mm steel structure finished in any of our metal finishes. Internally fixed to base. Felt glides. Upholstery non-removable. Comes assembled.



Cod. POP



60 W x 65 D x 42 seat H.  
Back H 100

	Metal: Satin or Laquered	Metal: Polished
Upholstery: c.o.m. <small>(Fabric 3 lm - Leather 5 sqm)</small>	1.880	2.180
Upholstery: standard	2.030	2.330
Upholstery: premium	2.105	2.405
Upholstery: special	2.180	2.480

\* Custom made metal finishes will increase the price by net € 100

Packing info & costs	Type of box	Dimensions in CM (W x D x H)	Volume in m^3	Weight in KG Gross/Net	Price in €
	Cardboard	80 x 80 x 100	0.7	40/32	Included
	Wooden	80 x 80 x 110	0.7	60/32	120

Richmond Lounge Chair

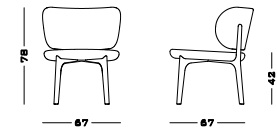
Discover More

Upholstered elements: Curved plywood structure with two layers of non-deformable foam, lined and upholstered in any of our range of fabrics or customers own material. Legs: Solid stained Ash wood legs with cross joint. Rubber feet. Hidden fixings. Upholstery non-removable. Comes assembled.



Cod. RICHL

Standard wood



67 W x 67 D x 42 seat H.  
Back H 78

Upholstery: c.o.m. <small>(Fabric 2 lm - Leather 3 sqm)</small>	1.810
Upholstery: standard	1.960
Upholstery: premium	2.035
Upholstery: special	2.110

\* Custom made wood finishes will increase the price by net € 100

Packing info & costs	Type of box	Dimensions in CM <small>(W x D x H)</small>	Volume in m <sup>3</sup>	Weight in KG <small>Gross/Net</small>	Price in €
	Cardbobard	70 x 70 x 90	0.4	20/10	Included
	Wooden	80 x 80 x 100	0.6	28/10	120

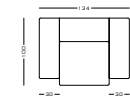
# Sibylla Armchair

Discover More

Seat: Plywood structure with elasticated straps supporting foam padding and real feathers. Back and arms: Plywood structure padded with non-deformable foam and upholstered. Pieces connected internally and invisibly. Plastic feet. Upholstery non-removable. Comes assembled.



Cod. SIB1S



134 W x 100 D x 42 seat H.  
Back H 85

<b>Upholstery: c.o.m.</b> (Fabric 7 lm - Leather 14 sqm)	<b>3.675</b>
<b>Upholstery: standard</b>	<b>4.035</b>
<b>Upholstery: premium</b>	<b>4.215</b>
<b>Upholstery: special</b>	<b>4.395</b>

Packing info & costs <small>Cod. SIB1S</small>	Type of box	Dimensions in CM (W x D x H)	Volume in m^3	Weight in KG Gross/Net	Price in €
	Cardboard	150 x 110 x 100	1.7	80/60	Included
	Wooden	160 x 120 x 100	1.9	100/60	180

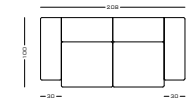
# Sibylla Sofa

Discover More

Seat: Plywood structure with elasticated straps supporting foam padding and real feathers. Back and arms: Plywood structure padded with non-deformable foam and upholstered. Pieces connected internally and invisibly. Plastic feet. Upholstery non-removable. Comes assembled.



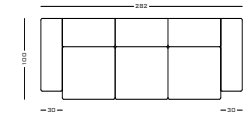
Cod. SIB2S



208 W x 100 D x 42 seat H.  
Back H 85

<b>Upholstery: c.o.m.</b> (Fabric 12 lm - Leather 22 sqm)	6.300
<b>Upholstery: standard</b>	6.900
<b>Upholstery: premium</b>	7.200
<b>Upholstery: special</b>	7.500

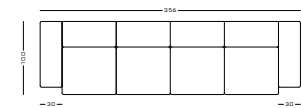
Cod. SIB3S



282 W x 100 D x 42 seat H.  
Back H 85

<b>Upholstery: c.o.m.</b> (Fabric 17 lm - Leather 30 sqm)	7.700
<b>Upholstery: standard</b>	8.600
<b>Upholstery: premium</b>	9.050
<b>Upholstery: special</b>	9.500

Cod. SIB4S



356 W x 100 D x 42 seat H.  
Back H 85

<b>Upholstery: c.o.m.</b> (Fabric 22 lm - Leather 35 sqm)	9.300
<b>Upholstery: standard</b>	10.500
<b>Upholstery: premium</b>	11.100
<b>Upholstery: special</b>	11.700

Paking info & Costs

Packing info & costs Cod. SIB2S	Type of box	Dimensions in CM (W x D x H)	Volume in m^3	Weight in KG Gross/Net	Price in €
	Cardboard	220 x 110 x 100	2.4	120/100	Included
	Wooden	240 x 120 x 100	2.9	160/100	300

Packing info & costs Cod. SIB3S	Type of box	Dimensions in CM (W x D x H)	Volume in m^3	Weight in KG Gross/Net	Price in €
	Cardboard	290 x 110 x 100	3.2	160/140	Included
	Wooden	300 x 120 x 100	3.6	200/140	325

Packing info & costs Cod. SIB4S	Type of box	Dimensions in CM (W x D x H)	Volume in m^3	Weight in KG Gross/Net	Price in €
	Cardboard	370 x 110 x 100	4.1	200/180	Included
	Wooden	380 x 120 x 100	4.6	260/180	350

Tadao Armchair

Discover More

Frame: MDF construction with wood veneer. Felt glides. Seat: Wood structure with elasticated webbing supporting varying layers of non-deformable foam and feathers. Lined and upholstered. Cushions: Foam structure with feathers. Upholstery non-removable. Comes assembled.



Cod. TAD1S

Structure: Wood



174 W x 117 D x 42 seat H.  
Back H 77

Upholstery: c.o.m. <small>(Fabric 8 lm - Leather 12 sqm)</small>	5.400
Upholstery: standard	5.880
Upholstery: premium	6.120
Upholstery: special	6.360

\* Custom made wood finishes will increase the price by net € 200

Packing info & costs	Type of box	Dimensions in CM <small>(W x D x H)</small>	Volume in m^3	Weight in KG <small>Gross/Net</small>	Price in €
	Wooden	195 x 140 x 100	2.7	180/135	250



Tadao Sofa

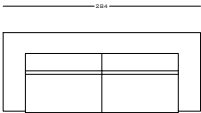
Discover More

Frame: MDF construction with wood veneer. Felt glides. Seat: Wood structure with elasticated webbing supporting varying layers of non-deformable foam and feathers. Lined and upholstered. Cushions: Foam structure with feathers. Upholstery non-removable. Comes assembled.



Cod. TAD2S

Structure: Wood



284 W x 117 D x 42 seat H.  
Back H 77

Upholstery: c.o.m. <small>(Fabric 14 lm - Leather 20 sqm)</small>	8.840
Upholstery: standard	9.680
Upholstery: premium	10.100
Upholstery: special	10.520

\* Custom made wood finishes will increase the price by net € 300

Packing info & costs	Type of box	Dimensions in CM (W x D x H)	Volume in m^3	Weight in KG Gross/Net	Price in €
	Wooden	300 x 120 x 100	3.6	235/180	350

# Tateyama Cloud Sofa

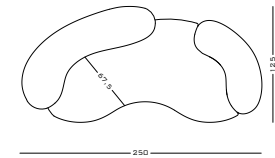
Discover More

Seat: Intricate plywood structure with elasticated webbing supporting varying layers of non-deformable foam. Backs: Intricate plywood structure with hand carved layers of non-deformable foam. Lined and upholstered in any of our range of fabrics or customers own material. Continuous MDF base painted in metallic effect finish with felt glides. Upholstery non-removable. Comes assembled.



Cod. TATE250NB

Wood base: satin/polished effect or Lacquered

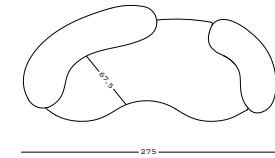


250 W x 125 D x 42 seat H.  
Back H 72

Upholstery: c.o.m. (Fabric 13 lm - Leather 20 sqm)	7.200
Upholstery: standard	7.920
Upholstery: premium	8.280
Upholstery: special	8.640

Cod. TATE275NB

Wood base: satin/polished effect or Lacquered

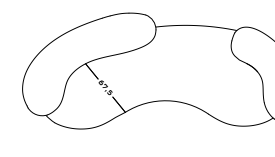


275 W x 125 D x 42 seat H.  
Back H 72

Upholstery: c.o.m. (Fabric 15 lm - Leather 24 sqm)	7.560
Upholstery: standard	8.400
Upholstery: premium	8.820
Upholstery: special	9.240

Cod. TATE300NB

Wood base: satin/polished effect or Lacquered



300 W x 125 D x 42 seat H.  
Back H 72

Upholstery: c.o.m. (Fabric 17 lm - Leather 30 sqm)	8.110
Upholstery: standard	9.070
Upholstery: premium	9.550
Upholstery: special	10.030

\* Custom made metal finishes will increase the price by net € 150  
\* Custom made lacquered wood will increase the price by net € 150

Packing info & Costs

Packing info & costs Cod. TATE250NB	Type of box	Dimensions in CM (W x D x H)	Volume in m^3	Weight in KG Gross/Net	Price in €
	Cardboard on pallet	260 x 130 x 100	3.4	160/135	Included
	Wooden	270 x 140 x 100	3.8	230/135	350

Packing info & costs Cod. TATE275NB	Type of box	Dimensions in CM (W x D x H)	Volume in m^3	Weight in KG Gross/Net	Price in €
	Cardboard on pallet	290 x 130 x 100	3.8	180/150	Included
	Wooden	300 x 140 x 100	4.2	245/150	375

Packing info & costs Cod. TATE300NB	Type of box	Dimensions in CM (W x D x H)	Volume in m^3	Weight in KG Gross/Net	Price in €
	Cardboard on pallet	320 x 130 x 100	4.2	200/165	Included
	Wooden	330 x 140 x 100	4.6	260/165	400

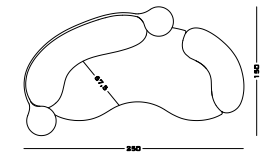
Tateyama Sofa

Discover More

Seat: Intricate plywood structure with elasticated webbing supporting varying layers of non-deformable foam. Backs: Intricate plywood structure with hand carved layers of non-deformable foam. Lined and upholstered in any of our range of fabrics or customers own material. Belt and side tables available in solid wood or metal and various wood stains and metal finishes or any RAL colour. Continuous MDF base painted in finish to match the belt. Felt glides. Upholstery non-removable. Comes assembled.



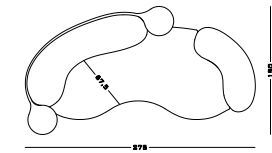
Cod. TATE250



250 W x 150 D x 42 seat H.  
Back H 72

	Metal: Satin or Lacquered	Metal: Polished	Standard wood
Upholstery: c.o.m. (Fabric 13 lm - Leather 20 sqm)	7.730	8.080	8.080
Upholstery: standard	8.450	8.800	8.800
Upholstery: premium	8.810	9.160	9.160
Upholstery: special	9.170	9.520	9.520

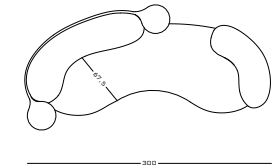
Cod. TATE275



275 W x 150 D x 42 seat H.  
Back H 72

	Metal: Satin or Lacquered	Metal: Polished	Standard wood
Upholstery: c.o.m. (Fabric 15 lm - Leather 24 sqm)	8.280	8.630	8.630
Upholstery: standard	9.120	9.470	9.470
Upholstery: premium	9.540	9.890	9.890
Upholstery: special	9.960	10.310	10.310

Cod. TATE300



300 W x 150 D x 42 seat H.  
Back H 72

	Metal: Satin or Lacquered	Metal: Polished	Standard wood
Upholstery: c.o.m. (Fabric 17 lm - Leather 30 sqm)	9.000	9.350	9.350
Upholstery: standard	9.960	10.310	10.310
Upholstery: premium	10.440	10.790	10.790
Upholstery: special	10.920	11.270	11.270

\* Custom made metal finishes will increase the price by net € 150  
\* Custom made lacquered wood will increase the price by net € 150

Packing info & Costs

Packing info & costs <small>Cod. TATE280</small>	Type of box	Dimensions in CM <small>(W x D x H)</small>	Volume in m <sup>3</sup>	Weight in KG <small>Gross/Net</small>	Price in €
	Cardboard on pallet	upon request	upon request	upon request	upon request
	Wooden	270 x 170 x 100	4.6	240/145	350

Packing info & costs <small>Cod. TATE275</small>	Type of box	Dimensions in CM <small>(W x D x H)</small>	Volume in m <sup>3</sup>	Weight in KG <small>Gross/Net</small>	Price in €
	Cardboard on pallet	upon request	upon request	upon request	upon request
	Wooden	300 x 170 x 100	5.1	260/160	375

Packing info & costs <small>Cod. TATE300</small>	Type of box	Dimensions in CM <small>(W x D x H)</small>	Volume in m <sup>3</sup>	Weight in KG <small>Gross/Net</small>	Price in €
	Cardboard on pallet	upon request	upon request	upon request	upon request
	Wooden	320 x 170 x 100	5.4	280/175	400

# Tateyama XL Sofa

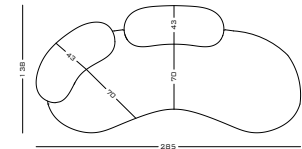
Discover More

6 possible arrangements. Seat: Intricate plywood structure with elasticated webbing supporting varying layers of non-deformable foam. Backs: Intricate plywood structure with hand carved layers of non-deformable foam. Lined and upholstered in any of our range of fabrics or customers own material. Continuous MDF base painted in metallic effect finish with felt glides. Upholstery non-removable. Comes assembled.



Cod. TATEXL2BL

Wood base: satin/polished effect or Lacquered

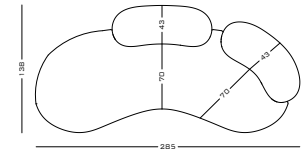


285 W x 138 D x 42 seat H.  
Back H 72

Upholstery: c.o.m. (Fabric 17 lm - Leather 24 sqm)	9.740
Upholstery: standard	10.700
Upholstery: premium	11.180
Upholstery: special	11.660

Cod. TATEXL2BR

Wood base: satin/polished effect or Lacquered

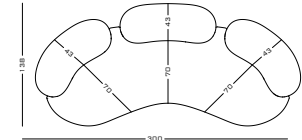


285 W x 138 D x 42 seat H.  
Back H 72

Upholstery: c.o.m. (Fabric 17 lm - Leather 24 sqm)	9.740
Upholstery: standard	10.700
Upholstery: premium	11.180
Upholstery: special	11.660

Cod. TATEXL3B

Wood base: satin/polished effect or Lacquered

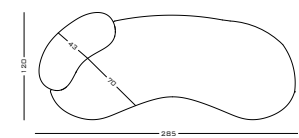


300 W x 138 D x 42 seat H.  
Back H 72

Upholstery: c.o.m. (Fabric 20 lm - Leather 30 sqm)	10.400
Upholstery: standard	11.480
Upholstery: premium	12.020
Upholstery: special	12.560

Cod. TATEXL1BL

Wood base: satin/polished effect or Lacquered



285 W x 120 D x 42 seat H.  
Back H 72

Upholstery: c.o.m. (Fabric 14 lm - Leather 18 sqm)	8.930
Upholstery: standard	9.770
Upholstery: premium	10.190
Upholstery: special	10.610

Cod. TATEXL1BR

Wood base: satin/polished effect or Lacquered

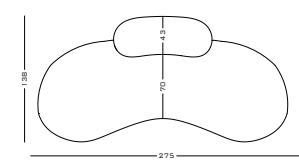


285 W x 120 D x 42 seat H.  
Back H 72

Upholstery: c.o.m. (Fabric 14 lm - Leather 18 sqm)	8.930
Upholstery: standard	9.770
Upholstery: premium	10.190
Upholstery: special	10.610

Cod. TATEXL1BC

Wood base: satin/polished effect or Lacquered



275 W x 138 D x 42 seat H.  
Back H 72

Upholstery: c.o.m. (Fabric 14 lm - Leather 18 sqm)	8.930
Upholstery: standard	9.770
Upholstery: premium	10.190
Upholstery: special	10.610

\* Custom made lacquered wood will increase the price by net € 250

Packing info & costs	Type of box	Dimensions in CM (W x D x H)	Volume in m <sup>3</sup>	Weight in KG Gross/Net	Price in €
	Cardboard	320 x 150 x 100	4.8	190/150	Included
	Wooden	320 x 150 x 100	4.8	230/150	400

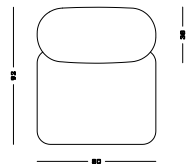
Yemeni Lounge Chair

Discover More

Seat: Plywood structure with elasticated webbing supporting several layers of non-deformable foam. Lined and upholstered in any of our range of fabrics or customers own material. Back: Plywood structure with several layers of carved non-deformable foam. Frame: Parallel slats of solid Ash wood joined to the wood structure at the reverse of the sofa. Felt glides. Upholstery non-removable. Comes assembled.



Cod. YMN1S



80 W x 92 D x 42 seat H.  
Back H 72

	Standard wood
<b>Upholstery: c.o.m.</b> (Fabric 4 lm - Leather 7 sqm)	<b>3.500</b>
<b>Upholstery: standard</b>	<b>3.740</b>
<b>Upholstery: premium</b>	<b>3.860</b>
<b>Upholstery: special</b>	<b>3.980</b>

\* Custom made wood finishes will increase the price by net € 150

Packing info & costs Cod. YMN1S	Type of box	Dimensions in CM (W x D x H)	Volume in m^3	Weight in KG Gross/Net	Price in €
	Cardboard	90 x 100 x 90	0.8	50/40	Included
	Wooden	100 x 100 x 100	1	80/40	150



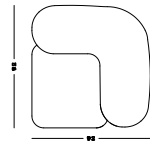
Yemeni Lounge Corner

Discover More

Seat: Plywood structure with elasticated webbing supporting several layers of non-deformable foam. Lined and upholstered in any of our range of fabrics or customers own material. Back: Plywood structure with several layers of carved non-deformable foam. Frame: Parallel slats of solid Ash wood joined to the wood structure at the reverse of the sofa. Felt glides. Upholstery non-removable. Comes assembled.



Cod. YMNISC



92 W x 92 D x 42 seat H.  
Back H 72

	Standard wood
Upholstery: c.o.m. (Fabric 6 lm - Leather 9 sqm)	4.000
Upholstery: standard	4.240
Upholstery: premium	4.360
Upholstery: special	4.480

\* Custom made wood finishes will increase the price by net € 150

Packing info & costs Cod. YMNISC	Type of box	Dimensions in CM (W x D x H)	Volume in m^3	Weight in KG Gross/Net	Price in €
	Cardboard	100 x 100 x 90	0.9	70/60	Included
	Wooden	110 x 110 x 100	1.2	90/60	150

Yemeni Sofa

Discover More

Seat: Plywood structure with elasticated webbing supporting several layers of non-deformable foam. Lined and upholstered in any of our range of fabrics or customers own material. Back: Plywood structure with several layers of carved non-deformable foam. Frame: Parallel slats of solid Ash wood joined to the wood structure at the reverse of the sofa. Felt glides. Upholstery non-removable. Comes assembled.



Cod. YMN2S

Standard wood



180 W x 92 D x 42 seat H.  
Back H 72

Upholstery: c.o.m. <small>(Fabric 10 lm - Leather 18 sqm)</small>	6.340
Upholstery: standard	6.820
Upholstery: premium	7.060
Upholstery: special	7.300

\* Custom made wood finishes will increase the price by net € 150

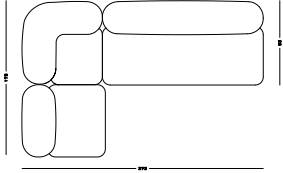
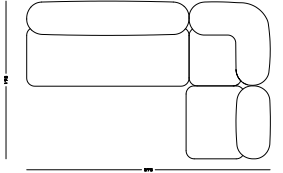
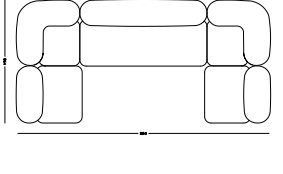
Packing info & costs <small>Cod. YMN2S</small>	Type of box	Dimensions in CM <small>(W x D x H)</small>	Volume in m <sup>3</sup>	Weight in KG <small>Gross/Net</small>	Price in €
	Cardboard	200 x 100 x 90	1.8	110/75	Included
	Wooden	210 x 110 x 100	2.3	140/75	250

# Yemeni Family

Discover More

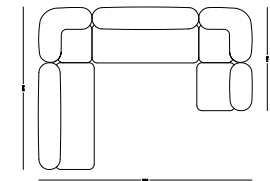
Seat: Plywood structure with elasticated webbing supporting several layers of non-deformable foam. Lined and upholstered in any of our range of fabrics or customers own material. Back: Plywood structure with several layers of carved non-deformable foam. Frame: Parallel slats of solid Ash wood joined to the wood structure at the reverse of the sofa. Felt glides. Upholstery non-removable. Comes assembled.



<div>Cod. YMN1S1SC2S</div> <div></div> <div>272 W x 172 D x 42 seat H. Back H 72</div>	Standard wood	
	Upholstery: c.o.m. (Fabric 20 lm - Leather 34 sqm)	13.840
	Upholstery: standard	14.800
	Upholstery: premium	15.280
	Upholstery: special	15.760
<div>Cod. YMN2S1SC1S</div> <div></div> <div>272 W x 172 D x 42 seat H. Back H 72</div>	Standard wood	
	Upholstery: c.o.m. (Fabric 20 lm - Leather 34 sqm)	13.840
	Upholstery: standard	14.800
	Upholstery: premium	15.280
	Upholstery: special	15.760
<div>Cod. YMNU1S</div> <div></div> <div>364 W x 172 D x 42 seat H. Back H 72</div>	Standard wood	
	Upholstery: c.o.m. (Fabric 30 lm - Leather 50 sqm)	21.340
	Upholstery: standard	22.780
	Upholstery: premium	23.500
	Upholstery: special	24.220

Cod. YMNU2S1S

Standard wood

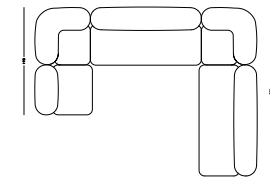


364 W x 272 D x 42 seat H.  
Back H 72

Upholstery: c.o.m. (Fabric 36 lm - Leather 59 sqm)	24.180
Upholstery: standard	25.860
Upholstery: premium	26.700
Upholstery: special	27.540

Cod. YMNU1S2S

Standard wood



364 W x 272 D x 42 seat H.  
Back H 72

Upholstery: c.o.m. (Fabric 36 lm - Leather 59 sqm)	24.180
Upholstery: standard	25.860
Upholstery: premium	26.700
Upholstery: special	27.540

\* Custom made wood finishes will increase the price by net € 150 per module

Packing info & costs Cod. YMNIS	Type of box	Dimensions in CM (W x D x H)	Volume in m^3	Weight in KG Gross/Net	Price in €
	Cardboard	90 x 100 x 90	0.8	50/40	Included
	Wooden	100 x 100 x 100	1	80/40	150

Packing info & costs Cod. YMNIS2C	Type of box	Dimensions in CM (W x D x H)	Volume in m^3	Weight in KG Gross/Net	Price in €
	Cardboard	100 x 100 x 90	0.9	70/60	Included
	Wooden	110 x 110 x 100	1.2	90/60	150

Packing info & costs Cod. YMNI2S	Type of box	Dimensions in CM (W x D x H)	Volume in m^3	Weight in KG Gross/Net	Price in €
	Cardboard	200 x 100 x 90	1.8	110/75	Included
	Wooden	210 x 110 x 100	2.3	140/75	250

# Yoshida Lounge Chair

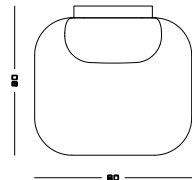
Discover More

Seat: Plywood structure with elasticated webbing supporting several layers of non-deformable foam. Lined and upholstered in any of our range of fabrics or customers own material. Back: Plywood structure with several layers of non-deformable foam. Frame: Solid Ash wood with stained veneer joined at 45 degree angle with steel bracket. Felt glides. Upholstery non-removable. Comes assembled.



Cod. YSH1S

Standard wood



80 W x 80 D x 42 seat H.  
Back H 72

<b>Upholstery: c.o.m.</b> (Fabric 4 lm - Leather 7 sqm)	<b>3.700</b>
<b>Upholstery: standard</b>	<b>3.940</b>
<b>Upholstery: premium</b>	<b>4.060</b>
<b>Upholstery: special</b>	<b>4.180</b>

\* Custom made wood finishes will increase the price by net € 150

Packing info & costs  Cod. YSH1S	Type of box	Dimensions in CM (W x D x H)	Volume in m^3	Weight in KG Gross/Net	Price in €
	Cardboard	90 x 90 x 90	0.7	55/45	Included
	Wooden	100 x 100 x 100	1	82/45	150

Yoshida Pouf

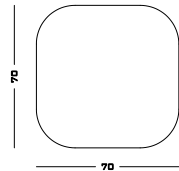
Discover More

Seat: Plywood structure with elasticated webbing supporting several layers of non-deformable foam. Lined and upholstered in any of our range of fabrics or customers own material. Base: Solid Ash wood with stained veneer. Felt glides. Upholstery non-removable. Comes assembled.



Cod. YSH1C

Standard wood



70 W x 70 D x 42 seat H.

<b>Upholstery: c.o.m.</b> (Fabric 2 lm - Leather 5 sqm)	<b>1.320</b>
<b>Upholstery: standard</b>	<b>1.440</b>
<b>Upholstery: premium</b>	<b>1.500</b>
<b>Upholstery: special</b>	<b>1.560</b>

\* Custom made wood finishes will increase the price by net € 100

Packing info & costs Cod. YSH1C	Type of box	Dimensions in CM (W x D x H)	Volume in m^3	Weight in KG Gross/Net	Price in €
	Cardboard	80 x 80 x 50	0.3	33/25	Included
	Wooden	90 x 90 x 60	0.5	50/25	100

Yoshida Sofa

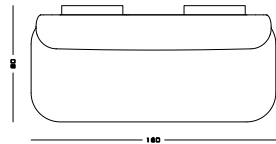
Discover More

Seat: Plywood structure with elasticated webbing supporting several layers of non-deformable foam. Lined and upholstered in any of our range of fabrics or customers own material. Back: Plywood structure with several layers of non-deformable foam. Frame: Solid Ash wood with stained veneer joined at 45 degree angle with steel bracket. Felt glides. Upholstery non-removable. Comes assembled.



Cod. YSH2S

Standard wood



160 W x 80 D x 42 seat H.  
Back H 72

<b>Upholstery: c.o.m.</b> <small>(Fabric 10 lrm - Leather 18 sqm)</small>	<b>6.180</b>
<b>Upholstery: standard</b>	<b>6.660</b>
<b>Upholstery: premium</b>	<b>6.900</b>
<b>Upholstery: special</b>	<b>7.140</b>

\* Custom made wood finishes will increase the price by net € 200

Packing info & costs <small>Cod. YSH2S</small>	Type of box	Dimensions in CM <small>(W x D x H)</small>	Volume in m^3	Weight in KG <small>Gross/Net</small>	Price in €
	Cardboard	170 x 90 x 90	1.4	105/85	Included
	Wooden	190 x 100 x 100	1.9	140/85	250

# Yoshida Family

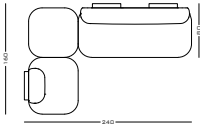
Discover More

Seat: Plywood structure with elasticated webbing supporting several layers of non-deformable foam. Lined and upholstered in any of our range of fabrics or customers own material. Back: Plywood structure with several layers of non-deformable foam. Frame: Solid Ash wood with stained veneer joined at 45 degree angle with steel bracket. Felt glides. Upholstery non-removable. Comes part-assembled.



Cod. YSH1S1C2S

Standard wood

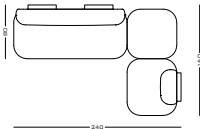


240 W x 160 D x 42 seat H.  
Back H 72

Upholstery: c.o.m. (Fabric 16 lm - Leather 33 sqm)	11.200
Upholstery: standard	12.040
Upholstery: premium	12.460
Upholstery: special	12.880

Cod. YSH2S1C1S

Standard wood

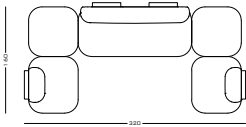


240 W x 160 D x 42 seat H.  
Back H 72

Upholstery: c.o.m. (Fabric 16 lm - Leather 33 sqm)	11.200
Upholstery: standard	12.040
Upholstery: premium	12.460
Upholstery: special	12.880

Cod. YSHU1S

Standard wood



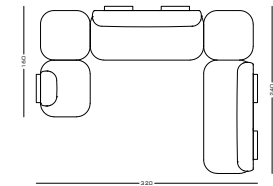
320 W x 160 D x 42 seat H.  
Back H 72

Upholstery: c.o.m. (Fabric 22 lm - Leather 42 sqm)	16.220
Upholstery: standard	17.420
Upholstery: premium	18.020
Upholstery: special	18.620



Cod. YSHU1S2S

Standard wood

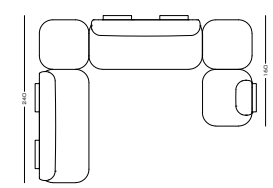


320 W x 240 D x 42 seat H.  
Back H 72

<b>Upholstery: c.o.m.</b> (Fabric 28 lm - Leather 54 sqm)	<b>18.700</b>
<b>Upholstery: standard</b>	<b>20.140</b>
<b>Upholstery: premium</b>	<b>20.860</b>
<b>Upholstery: special</b>	<b>21.580</b>

Cod. YSHU2S1S

Standard wood



320 W x 240 D x 42 seat H.  
Back H 72

<b>Upholstery: c.o.m.</b> (Fabric 28 lm - Leather 54 sqm)	<b>18.700</b>
<b>Upholstery: standard</b>	<b>20.140</b>
<b>Upholstery: premium</b>	<b>20.860</b>
<b>Upholstery: special</b>	<b>21.580</b>

\* Custom made wood finishes will increase the price by net € 150 per module

Packing info & costs <small>Cod. YSH1S</small>	Type of box	Dimensions in CM (W x D x H)	Volume in m^3	Weight in KG Gross/Net	Price in €
	Cardboard	90 x 90 x 90	0.7	55/45	Included
	Wooden	100 x 100 x 100	1	82/45	150

Packing info & costs <small>Cod. YSH1C</small>	Type of box	Dimensions in CM (W x D x H)	Volume in m^3	Weight in KG Gross/Net	Price in €
	Cardboard	80 x 80 x 50	0.3	33/25	Included
	Wooden	90 x 90 x 60	0.5	50/25	100

Packing info & costs <small>Cod. YSH2S</small>	Type of box	Dimensions in CM (W x D x H)	Volume in m^3	Weight in KG Gross/Net	Price in €
	Cardboard	170 x 90 x 90	1.4	105/85	Included
	Wooden	190 x 100 x 100	1.9	140/85	250

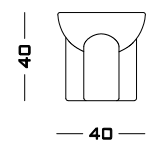
Douglas Pouf

Discover More

Seat: Carved plywood structure with recess to accept legs. Padded with several layers of non-deformable foam. Lined and upholstered in any of our range of fabrics or customers own material. Legs: Padded and upholstered wooden legs with fixings to seat. Felt glides. Upholstery non-removable. Comes assembled.



Cod. DOUGLAS



40 W x 40 D x 40 seat H.

Upholstery: c.o.m. (Fabric 3 lm - Leather 5 sqm)	1.780
Upholstery: standard	1.960
Upholstery: premium	2.050
Upholstery: special	2.140

Packing info & costs	Type of box	Dimensions in CM (W x D x H)	Volume in m^3	Weight in KG Gross/Net	Price in €
	Cardboard	50 x 50 x 50	0.1	16/10	Included
	Wooden	60 x 60 x 60	0.2	20/10	100

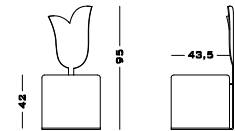
Giardino Botanico Collection

Discover More

Seat: Plywood construction with elasticated webbing supporting several layers of non-deformable foam. Lined and upholstered in any of our range of fabrics or customers own material. Back: Metal: Bent and curved 6mm steel structure finished in any of our metal finishes. Internally fixed to base. Wood: 14mm curved solid ash wood. Felt glides. Upholstery non-removable. Comes assembled.



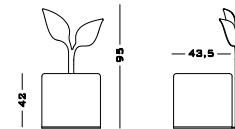
Cod. GBLILY



43.5 Dia x 42 seat H.  
Back H 95

	Metal: Satin or Lacquered	Metal: Polished	Standard wood
Upholstery: c.o.m. (Fabric 1 lm - Leather 2,5 sqm)	1.670	1.970	1.670
Upholstery: standard	1.730	2.030	1.730
Upholstery: premium	1.760	2.060	1.760
Upholstery: special	1.790	2.090	1.790

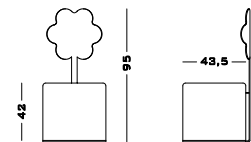
Cod. GBIVY



43.5 Dia x 42 seat H.  
Back H 95

	Metal: Satin or Lacquered	Metal: Polished	Standard wood
Upholstery: c.o.m. (Fabric 1 lm - Leather 2,5 sqm)	1.670	1.970	1.670
Upholstery: standard	1.730	2.030	1.730
Upholstery: premium	1.760	2.060	1.760
Upholstery: special	1.790	2.090	1.790

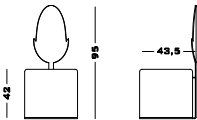
Cod. GBDAISY



43.5 Dia x 42 seat H.  
Back H 95

	Metal: Satin or Lacquered	Metal: Polished	Standard wood
Upholstery: c.o.m. (Fabric 1 lm - Leather 2,5 sqm)	1.670	1.970	1.670
Upholstery: standard	1.730	2.030	1.730
Upholstery: premium	1.760	2.060	1.760
Upholstery: special	1.790	2.090	1.790

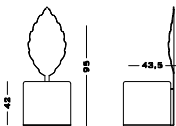
Cod. GBJAS



43.5 Dia x 42 seat H.  
Back H 95

	Metal: Satin or Lacquered	Metal: Polished	Standard wood
Upholstery: c.o.m. (Fabric 1 lm - Leather 2,5 sqm)	1.670	1.970	1.670
Upholstery: standard	1.730	2.030	1.730
Upholstery: premium	1.760	2.060	1.760
Upholstery: special	1.790	2.090	1.790

Cod. GBHOLLY



43.5 Dia x 42 seat H.  
Back H 95

	Metal: Satin or Lacquered	Metal: Polished	Standard wood
Upholstery: c.o.m. (Fabric 1 lm - Leather 2,5 sqm)	1.670	1.970	1.670
Upholstery: standard	1.730	2.030	1.730
Upholstery: premium	1.760	2.060	1.760
Upholstery: special	1.790	2.090	1.790

- \* Custom made metal finishes will increase the price by net € 100
- \* Custom made wood finishes will increase the price by net € 100

Packing info & costs	Type of box	Dimensions in CM (W x D x H)	Volume in m^3	Weight in KG Gross/Net	Price in €
	Cardboard	70 x 70 x 110	0.5	38/28	Included
	Wooden	80 x 80 x 110	0.7	50/28	130

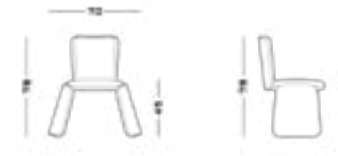
# Inge Chair

Discover More

Three pieces of curved plywood padded and upholstered. Seat is plywood base with varying layers of non-deformable foam and upholstery. Upholstery available in any of our range of fabrics or customers own material. Legs and back are held to seat with hidden custom steel bracket. Rubber feet. Upholstery non-removable. Comes assembled.



Cod. INGC



70 W x 50 D x 45 seat H.  
Back H 78

Upholstery: c.o.m. (Fabric: 1,5 lm seat + 4 lm curved panels) (Leather 2 sqm seat + 8 sqm curved panels)		1.670
Upholstery: standard		1.850
Upholstery: premium		1.940
Upholstery: special		2.060

Packing info & costs	Type of box	Dimensions in CM (W x D x H)	Volume in m^3	Weight in KG Gross/Net	Price in €
	Cardboard	80 x 80 x 90	0.6	30/18	Included
	Wooden	90 x 90 x 100	0.7	45/18	120

Inge Pouf

Discover More

Two pieces of curved plywood padded and upholstered. Seat is plywood base with varying layers of non-deformable foam and upholstery. Upholstery available in any of our range of fabrics or customers own material. Legs are held to seat with hidden custom steel bracket. Rubber feet. Upholstery non-removable. Comes assembled.



Cod. INGP



70 W x 43 D x 45 seat H.

<b>Upholstery: c.o.m.</b> (Fabric: 1.5 lm seat + 3 lm curved panels) (Leather 2 sqm seat + 4 sqm curved panels)	<b>1.530</b>
<b>Upholstery: standard</b>	<b>1.650</b>
<b>Upholstery: premium</b>	<b>1.710</b>
<b>Upholstery: special</b>	<b>1.770</b>

Packing info & costs	Type of box	Dimensions in CM (W x D x H)	Volume in m^3	Weight in KG Gross/Net	Price in €
	Cardbobard	80 x 80 x 60	0.4	25/14	Included
	Wooden	80 x 80 x 70	0.5	35/14	100

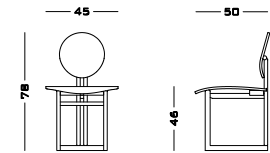
# Luna Chair

Discover More

Curved Ash wood seat and back connected by rods of solid wood both cylindrical and square profile. Stained in one of our wood finishes. Rubber glides. Comes assembled.



Cod. LUNA



Standard wood

1.650

45 W x 50 D x 46 seat H.  
Back H 78

\* Custom made wood finishes will increase the price by net € 150

Packing info & costs	Type of box	Dimensions in CM (W x D x H)	Volume in m^3	Weight in KG Gross/Net	Price in €
	Cardboard	60 x 60 x 90	0.3	15/7	Included
	Wooden	70 x 70 x 100	0.5	20/7	120

# Masa Dining Chair

Discover More

Bent solid Beech wood structure, pores sealed and sandblasted before lacquering in matte or gloss finish. Upholstery: Plywood structure with layered non-deformable foam, lined and upholstered in choice of fabric or leather. Upholstery non-removable. Felt glides. Comes assembled.



Cod. MASA



57 W x 57 D x 47 seat H.  
Back H 96,3

	Standard wood	Lacquered Structure: Matte	Lacquered Structure: Glossy
<b>Upholstery: c.o.m.</b> <small>(Fabric 1.5 lm - Leather 2.5 sqm)</small>	1.360	1.560	1.760
<b>Upholstery: standard</b>	1.450	1.650	1.850
<b>Upholstery: premium</b>	1.495	1.695	1.895
<b>Upholstery: special</b>	1.540	1.740	1.940

- \* Custom made lacquered wood finishes will increase the price by net € 150
- \* Custom made wood finishes will increase the price by net € 150

Packing info & costs	Type of box	Dimensions in CM (W x D x H)	Volume in m^3	Weight in KG Gross/Net	Price in €
	Cardboard	70 x 70 x 100	0.5	15/9	Included
	Wooden	70 x 70 x 100	0.5	28/9	120



# Nara Stool

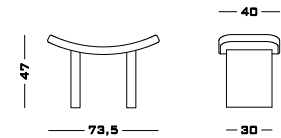
Discover More

Curved plywood seat padded and upholstered in any of our range of fabrics or customers own material. Solid stained Ash wood legs and horizontal support beam. Felt glides. Upholstery non-removable. Comes assembled.



Cod. NARA

Standard wood



73.5 W x 40 D x 44 seat H.

Upholstery: c.o.m. <small>(Fabric 1 lm - Leather 2 sqm)</small>	1.800
Upholstery: standard	1.890
Upholstery: premium	1.935
Upholstery: special	1.980

\* Custom made wood finishes will increase the price by net € 150

Packing info & costs	Type of box	Dimensions in CM (W x D x H)	Volume in m^3	Weight in KG Gross/Net	Price in €
	Cardboard	90 x 60 x 50	0.3	20/12	Included
	Wooden	100 x 70 x 60	0.4	30/12	100

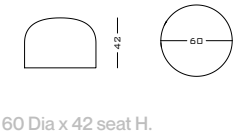
Nuba Pouf

Discover More

Structure: plywood with hand carved layers of non-deformable foam.  
wooden feet. Upholstery non-removable. Comes assembled.



Cod. NUBAP



<b>Upholstery: c.o.m.</b> <small>(Fabric 1.5 lm - Leather 2 sqm)</small>	<b>1.455</b>
<b>Upholstery: standard</b>	<b>1.545</b>
<b>Upholstery: premium</b>	<b>1.590</b>
<b>Upholstery: special</b>	<b>1.635</b>

Packing info & costs	Type of box	Dimensions in CM (W x D x H)	Volume in m^3	Weight in KG Gross/Net	Price in €
	Cardboard	70 x 70 x 70	0.3	35/25	Included
	Wooden	80 x 80 x 80	0.5	45/25	100

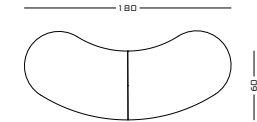
# Nuba Bench

Discover More

Structure: plywood with hand carved layers of non-deformable foam. wooden feet. Upholstery non-removable. Comes assembled.



Cod. NUBAB



180 W x 77 D x 42 seat H.

Upholstery: c.o.m. <small>(Fabric 4 lm - Leather 6 sqm)</small>	2.670
Upholstery: standard	2.910
Upholstery: premium	3.030
Upholstery: special	3.150

Packing info & costs	Type of box	Dimensions in CM <small>(W x D x H)</small>	Volume in m^3	Weight in KG <small>Gross/Net</small>	Price in €
	Cardboard	200 x 90 x 60	1.1	65/55	Included
	Wooden	210 x 100 x 70	1.5	90/55	150

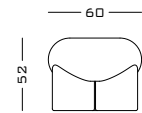
Ollie Pouf

Discover More

Seat: Carved plywood structure with recess to accept legs. Padded with several layers of non-deformable foam. Lined and upholstered in any of our range of fabrics or customers own material. Legs: Padded and upholstered wooden legs with fixings to seat. Felt glides. Upholstery non-removable. Comes assembled.



Cod. OLLIE



60 W x 60 D x 52 seat H.

Upholstery: c.o.m. <small>(Fabric 4 lm - Leather 6 sqm)</small>	1.840
Upholstery: standard	2.080
Upholstery: premium	2.200
Upholstery: special	2.320

Packing info & costs	Type of box	Dimensions in CM <small>(W x D x H)</small>	Volume in m^3	Weight in KG <small>Gross/Net</small>	Price in €
	Cardboard	70 x 70 x 70	0.4	30/22	Included
	Wooden	75 x 75 x 75	0.4	36/22	100

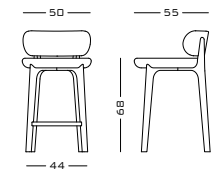
# Richmond Barstool

Discover More

Upholstered elements: Curved plywood structure with two layers of non-deformable foam, lined and upholstered in any of our range of fabrics or customers own material. Legs: Solid stained Ash wood legs with cross joint under seat. Rubber feet. Hidden fixings. Upholstery non-removable. Comes assembled.



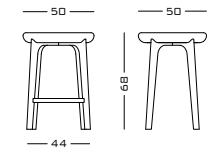
Cod. RICHBB



50 W x 55 D x 68 seat H.  
Back H 88

	Standard wood
Upholstery: c.o.m. (Fabric 2 lm - Leather 2.5 sqm)	1.560
Upholstery: standard	1.650
Upholstery: premium	1.695
Upholstery: special	1.740

Cod. RICHB



50 W x 50 D x 68 seat H.

	Standard wood
Upholstery: c.o.m. (Fabric 1 lm - Leather 1 sqm)	1.400
Upholstery: standard	1.460
Upholstery: premium	1.490
Upholstery: special	1.520

\* Custom made wood finishes will increase the price by net € 150

Packing info & costs Cod. RICHBB	Type of box	Dimensions in CM (W x D x H)	Volume in m^3	Weight in KG Gross/Net	Price in €
	Cardboard	60 x 60 x 100	0.4	20/9	Included
	Wooden	70 x 70 x 110	0.5	30/9	130

Packing info & costs Cod. RICHB	Type of box	Dimensions in CM (W x D x H)	Volume in m^3	Weight in KG Gross/Net	Price in €
	Cardboard	60 x 60 x 80	0.3	17/7	Included
	Wooden	70 x 70 x 100	0.5	25/7	100

# Richmond Dining Chair

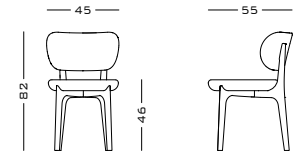
Discover More

Upholstered elements: Curved plywood structure with two layers of non-deformable foam, lined and upholstered in any of our range of fabrics or customers own material. Legs: Solid stained Ash wood legs with cross joint. Rubber feet. Hidden fixings. Upholstery non-removable. Comes assembled.



Cod. RICHHD

Standard wood



45 W x 55 D x 46 seat H.  
Back H 82

Upholstery: c.o.m. <small>(Fabric 2 lm - Leather 2.5 sqm)</small>	1.360
Upholstery: standard	1.480
Upholstery: premium	1.540
Upholstery: special	1.600

\* Custom made wood finishes will increase the price by net € 150

Packing info & costs	Type of box	Dimensions in CM (W x D x H)	Volume in m^3	Weight in KG Gross/Net	Price in €
	Cardbobard	70 x 70 x 100	0.5	18/7	Included
	Wooden	70 x 70 x 100	0.5	28/7	120

Taoto Dining Chair

Discover More

Solid Beech wood structure, pores sealed and sandblasted before lacquering in matte or gloss finish. Seat: Plywood structure with layered non-deformable foam, lined and upholstered in choice of fabric or leather. Upholstered back: Beech structure with layers of non-deformable foam, lined and upholstered. Upholstery non-removable. Felt glides. Comes assembled.



Cod. TAOTO



45 W x 52 D x 46 seat H.  
Back H 82

	Standard wood	Lacquered Structure: Matte	Lacquered Structure: Glossy
Upholstery: c.o.m. (Fabric 1.5 lm - Leather 2.5 sqm)	1.410	1.660	1.910
Upholstery: standard	1.500	1.750	2.000
Upholstery: premium	1.545	1.795	2.045
Upholstery: special	1.590	1.840	2.090

\* Custom made lacquered wood finishes will increase the price by net € 150  
\* Custom made wood finishes will increase the price by net € 150

Packing info & costs	Type of box	Dimensions in CM (W x D x H)	Volume in m^3	Weight in KG Gross/Net	Price in €
	Cardbobard	70 x 70 x 100	0.5	20/13	Included
	Wooden	70 x 70 x 100	0.5	32/13	120

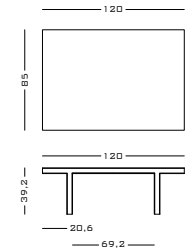
Arris Coffee & Side Tables

Discover More

MDF internal and hidden construction with 4mm metal sheets covering large faces which can be finished in any of our metal finishes. 20mm machine cut stone slabs cover the remaining open faces. Stone can be finished in matte or high gloss. Felt glides. Comes assembled.



Cod. ARRISCOF



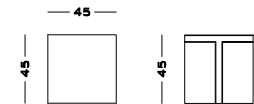
120 W x 85 D x 39,2 H

Metal: Satin or Lacquered

Metal: Polished

Marble: Standard	5.350	5.850
Marble: Premium	5.850	6.350

Cod. ARRISSIDE



45 W x 45 D x 45 H

Metal: Satin or Lacquered

Metal: Polished

Marble: Standard	3.400	3.800
Marble: Premium	3.800	4.200

\* Custom made metal finishes will increase the price by net € 300

Packing info & costs	Type of box		Dimensions in CM (W x D x H)	Volume in m^3	Weight in KG Gross/Net	Price in €
	Coffee	Wooden	140 x 105 x 50	0.7	85/59	180
	Side	Wooden	60 x 60 x 60	0.2	55/35	100



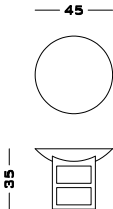
Atlante Side Table

Discover More

Carved stained solid ash wood top. Base is solid Ash stained in one of our wood finishes. Felt glides. Comes assembled.



Cod. ATLA



Wood: Standard

2.520

45 Dia x 35 H

\* Custom made wood finishes will increase the price by net € 150

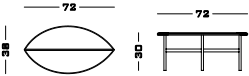
Packing info & costs	Type of box	Dimensions in CM (W x D x H)	Volume in m^3	Weight in KG Gross/Net	Price in €
	Cardboard	55 x 55 x 45	0.1	26/18	Included
	Wooden	60 x 60 x 50	0.2	32/18	100


Book 1&2 Coffee Tables

Discover More

Welded steel structure supporting 20mm stone with book-matching effect. Detail chamfer around each piece and between pieces of stone. Stone is glued to metal structure. Adjustable feet to ensure stability. Comes assembled.



Cod. BOOKII	Metal legs: Lacquered	
	Marble top: Standard	3.050
	Marble top: Premium	3.450
Book 2: 72 W x 38 D x 30 H		

Cod. BOOKI	Metal legs: Lacquered	
	Marble top: Standard	3.750
	Marble top: Premium	4.150
Book 1: 105 W x 55 D x 40 H		

\* Custom made metal finishes will increase the price by net € 150

Packing info & costs	Type of box		Dimensions in CM (W x D x H)	Volume in m^3	Weight in KG Gross/Net	Price in €
	Book 2	Wooden	85 x 50 x 50	0.2	70/46	120
	Book 1	Wooden	120 x 70 x 55	0.5	85/60	150

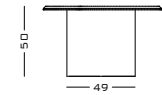
# Fragment Coffee Tables

Discover More

20mm stone with 45 degree chamfer detail glued to and supported by 3mm steel plate. Steel internal structure wrapped in 2mm steel finished in any of our metal finishes. Felt glides. Assembly required.



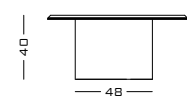
Cod. FRGS



Model S  
85 W x 79 D X 50 H

	Metal: Satin or Lacquered	Metal: Polished
Marble top: Standard	4.250	4.650
Marble top: Premium	4.650	5.050

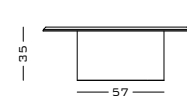
Cod. FRGM



Model M  
87 W x 97 D X 40 H

	Metal: Satin or Lacquered	Metal: Polished
Marble top: Standard	4.600	5.050
Marble top: Premium	5.100	5.550

Cod. FRGL



Model L  
122 W x 96 D X 35 H

	Metal: Satin or Lacquered	Metal: Polished
Marble top: Standard	4.980	5.480
Marble top: Premium	5.480	5.980

★ Custom made metal finishes will increase the price by net € 250

Packing info & Costs

Packing info & costs Cod.FRGS	Type of box		Dimensions in CM (W x D x H)	Volume in m^3	Weight in KG Gross/Net	Price in €
	Top	Wooden	120 x 80 x 120	1.2	75/50	160
	Base	Wooden	70 x 70 x 70	0.3	45/32	100

Packing info & costs Cod.FRGM	Type of box		Dimensions in CM (W x D x H)	Volume in m^3	Weight in KG Gross/Net	Price in €
	Top	Wooden	120 x 80 x 120	1.2	86/58	180
	Base	Wooden	70 x 60 x 60	0.3	54/40	120

Packing info & costs Cod.FRGL	Type of box		Dimensions in CM (W x D x H)	Volume in m^3	Weight in KG Gross/Net	Price in €
	Top	Wooden	140 x 80 x 120	1.4	110/78	200
	Base	Wooden	80 x 80 x 50	0.3	60/46	140

Gemini Round Coffee Tables

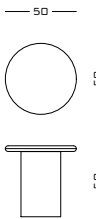
Discover More

Column: Machine cut, hand finished layers of Plywood. Leather wrap with single vertical stitch. Felt glides. Top lower: Machine cut and rounded Plywood with glued leather with no stitching. Stone Top: Stone top with chamfered edges glued in place. Leather non-removable. Comes assembled.



Cod. GEMR50

Marble: StandardMarble: Premium

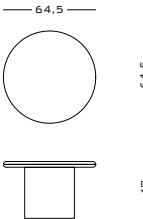


Minor: 50 Dia x 50 H

Wrapped cylinder: c.o.m. <small>(Leather 2,5 sqm)</small>	3.250	3.650
Wrapped cylinder: Leather <small>(Premium)</small>	3.550	3.950

Cod. GEMR64

Marble: StandardMarble: Premium



Major: 64.5 Dia x 40 H

Wrapped cylinder: c.o.m. <small>(Leather 2,5 sqm)</small>	3.400	3.800
Wrapped cylinder: Leather <small>(Premium)</small>	3.700	4.100

Packing info & costs	Type of box		Dimensions in CM <small>(W x D x H)</small>	Volume in m^3	Weight in KG <small>Gross/Net</small>	Price in €
	Minor	Wooden	70 x 70 x 70	0.3	45/23	120
	Major	Wooden	85 x 85 x 60	0.4	60/32	140

Gemini Soft Hex Coffee Tables

Discover More

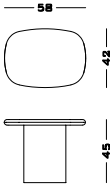
Column: Machine cut, hand finished layers of Plywood. Leather wrap with single vertical stitch. Felt glides. Top lower: Machine cut and rounded Plywood with glued leather with no stitching. Stone Top: Stone top with chamfered edges glued in place. Leather non-removable. Comes assembled.



Cod. GEMS58

Marble: Standard

Marble: Premium



Wrapped cylinder: c.o.m.  
(Leather 2,5 sqm)

3.250

3.650

Wrapped cylinder: Leather  
(Premium)

3.550

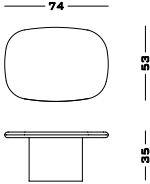
3.950

Minor: 58 W x 42 D X 45 H

Cod. GEMS74

Marble: Standard

Marble: Premium



Wrapped cylinder: c.o.m.  
(Leather 2,5 sqm)

3.400

3.800

Wrapped cylinder: Leather  
(Premium)

3.700

4.100

Major: 74 W x 53 D x 35 H

Packing info & costs	Type of box		Dimensions in CM (W x D x H)	Volume in m^3	Weight in KG Gross/Net	Price in €
	Minor	Wooden	75 x 55 x 65	0.3	45/23	120
	Major	Wooden	90 x 70 x 55	0.4	60/32	140

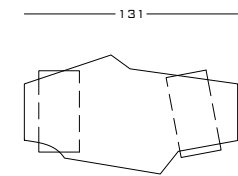
Hiri Coffee & Side Tables

Discover More

Plywood construction upholstered in leather. Tone on tone stitching.  
Upholstery non-removable. Felt glides. Comes assembled.



Cod. HIRIC



131 W x 73 D x 35 H

Wrapped: c.o.m.  
(Leather 10 sqm)

4.300

Wrapped: Leather  
(Special)

4.900

Cod. HIRIS



49 W x 30 D x 40 H

Wrapped: c.o.m.  
(Leather 5 sqm)

2.950

Wrapped: Leather  
(Special)

3.250

Packing info & costs	Type of box		Dimensions in CM (W x D x H)	Volume in m^3	Weight in KG Gross/Net	Price in €
	Coffee	Wooden	150 x 85 x 55	0.7	75/45	150
	Side	Wooden	65 x 45 x 55	0.2	40/25	100

# Kawa Coffee Tables

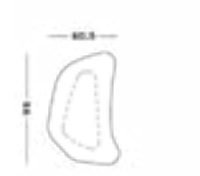
Discover More

Solid Ash wood base stained in various wood finishes. MDF top with pores sealed and lacquered in matte or high gloss finish. Felt glides. Comes assembled.



Cod. KAWAN

Wood: standard



60,5 W x 95 D x 35 H

Wood Lacquered top: Matte	3.650
Wood Lacquered top: Glossy	4.000

Cod. KAWAJ

Wood: standard



102 W x 122,5 D x 35 H

Wood Lacquered top: Matte	5.250
Wood Lacquered top: Glossy	5.750

- \* Custom made wood finishes will increase the price by net € 150
- \* Custom made lacquered wood finishes will increase the price by net € 200

Packing info & costs	Type of box		Dimensions in CM (W x D x H)	Volume in m^3	Weight in KG Gross/Net	Price in €
	Minor	Wooden	120 x 80 x 55	0.5	85/40	120
	Major	Wooden	140 x 120 x 55	0.9	130/85	150



Laghi Coffee Tables

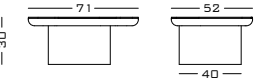
Discover More

Main body: Machine cut layers of MDF glued and hand finished to achieve smooth finish. Finished with a heavy lacquer available in matte or high gloss. Top: Machine cut, 5 mm extra clear mirror & glued in place. Felt glides. Comes assembled.



Cod. LAGHIS

Mirror: Extra Clear

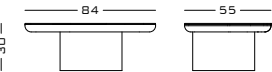


71 W x 52 D x 30 H

Wood Lacquered: Matte	3.080
Wood Lacquered: Glossy	3.480

Cod. LAGHIM

Mirror: Extra Clear

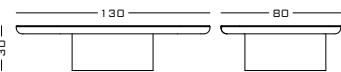


84 W x 55 D x 30 H

Wood Lacquered: Matte	3.350
Wood Lacquered: Glossy	3.800

Cod. LAGHIL

Mirror: Extra Clear



130 W x 80 D x 30 H

Wood Lacquered: Matte	3.850
Wood Lacquered: Glossy	4.350

\* Custom made lacquered wood finishes will increase the price by net € 150

Packing info & costs	Type of box		Dimensions in CM (W x D x H)	Volume in m^3	Weight in KG Gross/Net	Price in €
	S	Wooden	90 x 70 x 45	0.3	60/34	120
	M	Wooden	110 x 70 x 45	0.4	63/41	140
	L	Wooden	150 x 100 x 45	0.7	105/70	160

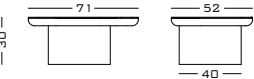
Laghi Monochrome Coffee Tables

Discover More

Machine cut layers of MDF glued and hand finished to achieve smooth finish. Finished with a heavy lacquer available in matte or high gloss. Felt glides. Comes assembled.



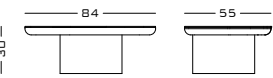
Cod. LAGHILACS



71 W x 52 D x 30 H

Wood Lacquered: Matte	2.800
Wood Lacquered: Glossy	3.200

Cod. LAGHILACM



84 W x 55 D x 30 H

Wood Lacquered: Matte	3.150
Wood Lacquered: Glossy	3.600

Cod. LAGHILACL



130 W x 80 D x 30 H

Wood Lacquered: Matte	3.600
Wood Lacquered: Glossy	4.100

\* Custom made lacquered wood finishes will increase the price by net € 150

Packing info & costs	Type of box		Dimensions in CM (W x D x H)	Volume in m^3	Weight in KG Gross/Net	Price in €
	S	Wooden	90 x 70 x 45	0.3	60/34	120
	M	Wooden	110 x 70 x 45	0.4	63/41	140
	L	Wooden	150 x 100 x 45	0.7	105/70	160

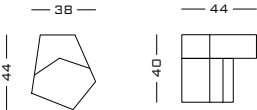
Lock Side Table

Discover More

Machine cut, hand finished MDF construction. Finished with a heavy lacquer in any RAL colour matte or high gloss. Comes assembled. Felt glides.



Cod. LOCK



Wood Lacquered: Matte	2.080
Wood Lacquered: Glossy	2.380

38 W x 44 D x 40 H

\* Custom made lacquered wood will increase the price by net € 100

Packing info & costs	Type of box	Dimensions in CM (W x D x H)	Volume in m^3	Weight in KG Gross/Net	Price in €
	Wooden	60 x 60 x 60	0.2	40/27	100

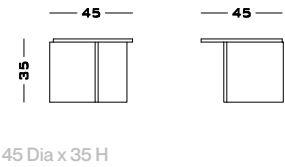
Origin Side Table

Discover More

3 pieces of 20mm jet cut stone with chamfered detail attached with glue only. Felt glides. Comes assembled.



Cod. ORIGIN



Marble: Standard	2.600
Marble: Premium	3.000

Packing info & costs	Type of box	Dimensions in CM (W x D x H)	Volume in m^3	Weight in KG Gross/Net	Price in €
	Wooden	60 x 60 x 60	0.2	33/18	100

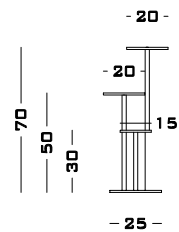
Orion Side Table

Discover More

10mm steel pieces of different diameters with integrated fixing mechanism. Each piece is finished with a radial brush and in one of our metal finishes. Threaded 20mm steel tubes. Felt glides. Comes assembled.



Cod. ORION



- 1: 20 Dia x 30 H
- 2: 15 Dia x 50 H
- 3: 20 Dia x 70 H

Metal: Satin metal or Lacquered	1.750
Metal: Polished	2.050

\* Custom made metal finishes will increase the price by net € 150

Packing info & costs	Type of box	Dimensions in CM (W x D x H)	Volume in m^3	Weight in KG Gross/Net	Price in €
	Cardboard	40 x 40 x 80	0.1	24/18	Included
	Wooden	50 x 50 x 85	0.2	32/18	100

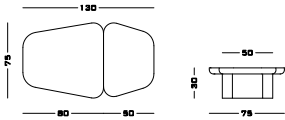
Pangea Coffee Table

Discover More

Top: Solid, stained Ash wood cut and chamfered and topped with a protective veneer. Legs: Solid Ash wood with chamfered corners. Felt glides. Comes assembled.



Cod. PNG



Wood: Standard

4.450

130 W x 75 D x 30 H

\* Custom made wood finishes will increase the price by net € 250

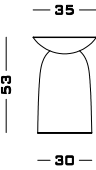
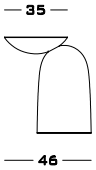
Packing info & costs	Type of box	Dimensions in CM (W x D x H)	Volume in m^3	Weight in KG Gross/Net	Price in €
	Wooden	150 x 85 x 50	0.6	94/60	160

Pingu Side Table

Discover More

Machine cut layers of MDF glued and hand finished to achieve smooth surface. Finished with a heavy lacquer available in matte or high gloss. Central column counterweight in steel. Top: Machine cut, 2mm steel with radial brush finished in any of our range of metal finishes and glued in place. Felt glides. Comes assembled.



Cod. PINGU		Metal: Satin or Lacquered	Metal: Polished
		Wood Lacquered: Matte2.150	2.350
		Wood Lacquered: Glossy2.350	2.550

35 W x 46 D x 53 H  
Top Dia 35

- \* Custom made lacquered wood finishes will increase the price by net € 100
- \* Custom made metal finishes will increase the price by net € 100

Packing info & costs	Type of box	Dimensions in CM (W x D x H)	Volume in m^3	Weight in KG Gross/Net	Price in €
	Wooden	60 x 50 x 60	0.2	57/44	100

Pingu X Side Table

Discover More

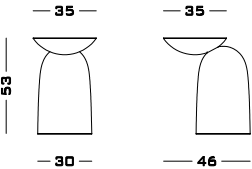
2 pieces of machine cut hand finished stone in a gloss finish. Central column counterweight in steel. Top: Machine cut, 2mm steel with radial brush finished in any of our range of metal finishes and glued in place. Felt glides. Comes assembled.



Cod. PINGUX

Metal: Satin or Lacquered

Metal: Polished



Marble: Standard	3.880	4.080
Marble: Premium	4.380	4.580

35 W x 46 D x 53 H  
Top Dia 35

\* Custom made metal finishes will increase the price by net € 100

Packing info & costs	Type of box	Dimensions in CM (W x D x H)	Volume in m^3	Weight in KG Gross/Net	Price in €
	Wooden	60 x 50 x 60	0.2	87/75	100

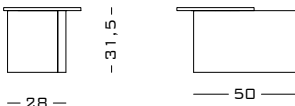



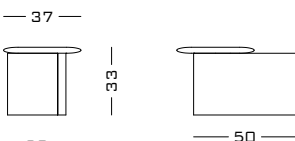
Sketch Side Table

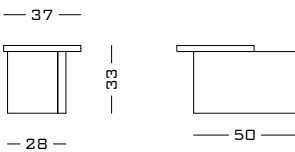

Discover More

Bent 2mm steel, polished or finished with one of our range of metal finishes. Top can be either 2mm steel finished in one of our metal finishes, 20mm lacquered MDF or 20mm jet cut stone. Floor protective feet. Comes assembled.



Cod. SKTCMET		Metal base: Satin or Lacquered		Metal base: Polished	
					
		Metal top (Standard finish)		1.970	2.170
<hr/>					
58 W x 37 D x 31,5 H					

Cod. SKTCLAC		Metal base: Satin or Lacquered		Metal base: Polished	
		<b>Wood Lacquered top: Matte</b> (Standard finish)		<b>2.085</b>	<b>2.285</b>
		<b>Wood Lacquered top: Glossy</b> (Standard finish)		<b>2.285</b>	<b>2.485</b>
58 W x 37 D x 33 H					

Cod. SKTCMAR		Metal base: Satin or Lacquered		Metal base: Polished	
					
		Marble top: Standard	2.450	2.650	
		Marble top: Premium	2.850	3.050	
58 W x 37 D x 33 H					

- \* Custom made top metal finishes will increase the price by net € 100
- \* Custom made base metal finishes will increase the price by net € 100
- \* Custom made lacquered wood will increase the price by net € 100

Packing info & costs	Type of box	Dimensions in CM (W x D x H)	Volume in m^3	Weight in KG Gross/Net	Price in €
	Wooden	70 x 50 x 50	0.2	35/18	120

Taras Coffee Table

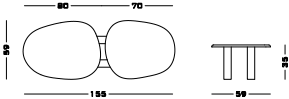
Discover More

Cut and chamfered 20mm marble connected to 3mm steel support plates. Solid stained Ash wood legs. Felt glides. Some assembly required.



Cod. TARAS

Wood: standard



Marble top: Standard	4.480
Marble top: Premium	4.980

155 W x 59 D x 35 H

★ Custom made wood finishes will increase the price by net € 200

Packing info & costs	Type of box		Dimensions in CM (W x D x H)	Volume in m^3	Weight in KG Gross/Net	Price in €
	Top 1&2	Wooden	120 x 80 x 80	0.8	85/55	100
	Base	Wooden	130 x 50 x 50	0.3	60/40	100

Tayma Coffee Table

Discover More

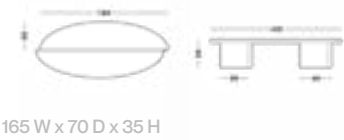
Top: 40mm layered mdf with full bull nose detailing finished with a heavy lacquer in any RAL colour matte or high gloss. A 2mm steel sheet lines each internal face & is finished in one of our metal finishes. Feet: Layered MDF in half cylinder finished with heavy lacquer. 2mm metal sheets along inside faces. Base and top connected by embedded metal support. Felt glides. Comes assembled.



Cod. TAYMA

Metal: Satin or Lacquered

Metal: Polished



Wood Lacquered: Matte	4.930	5.230
Wood Lacquered: Glossy	5.530	5.830

- \* Custom made metal finishes will increase the price by net € 100
- \* Custom made lacquered wood will increase the price by net € 250

Packing info & costs	Type of box	Dimensions in CM (W x D x H)	Volume in m^3	Weight in KG Gross/Net	Price in €
	Wooden	180 x 90 x 55	0.8	120/80	180

# Tayma X Coffee Table

Discover More

Top: 40mm stone slab with full bull nose detailing. A 2mm steel sheet lines each internal face & is finished in any of our metal finishes. Feet: Solid stone feet in half cylinder with 2mm metal sheets along inside faces. Base and top connected by embedded metal support. Stone in matte or high gloss finishes. Felt glides. Some assembly required.



Cod. TAYMAX



165 W x 70 D x 35 H

	Metal: Satin or Lacquered	Metal: Polished
Marble: Standard	7.900	8.200
Marble: Premium	8.800	9.100

\* Custom made metal finishes will increase the price by net € 100

Packing info & costs	Type of box		Dimensions in CM (W x D x H)	Volume in m^3	Weight in KG Gross/Net	Price in €
	Top	Wooden	180 x 80 x 90	1.3	140/120	150
	Legs	Wooden	100 x 60 x 60	0.4	135/115	120

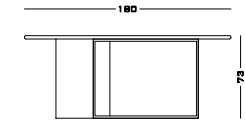
Horus Dining Table

Discover More

Frame: Welded 20mm square section construction finished in any of our metal finishes. Column: Machine cut layers of MDF with heavy lacquer available in matte and high-gloss options. Top: Rounded 30mm MDF top with heavy lacquer sitting on recessed 2mm steel support plate. Table design allows for 3 different positions of metal frame. Felt glides. Assembling required.



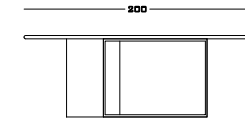
Cod. HRSD180



180 W x 100 D x 73 H

	Metal: Satin or Lacquered	Metal: Polished
Wood Lacquered: Matte	7.950	8.350
Wood Lacquered: Glossy	8.750	9.150

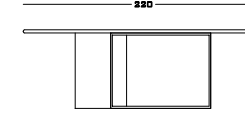
Cod. HRSD200



200 W x 110 D x 73 H

	Metal: Satin or Lacquered	Metal: Polished
Wood Lacquered: Matte	8.350	8.750
Wood Lacquered: Glossy	9.350	9.750

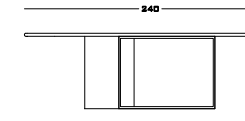
Cod. HRSD220



220 W x 110 D x 73 H

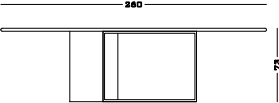
	Metal: Satin or Lacquered	Metal: Polished
Wood Lacquered: Matte	8.650	9.050
Wood Lacquered: Glossy	9.850	10.250

Cod. HRSD240



240 W x 120 D x 73 H

	Metal: Satin or Lacquered	Metal: Polished
Wood Lacquered: Matte	8.950	9.350
Wood Lacquered: Glossy	10.350	10.750

<div>Cod. HRSD260</div> <div></div> <div>260 W x 120 D x 73 H</div>	Metal: Satin or Lacquered		Metal: Polished	
	Wood Lacquered: Matte	9.250	9.650	
	Wood Lacquered: Glossy	10.850	11.250	

\* Custom made metal finishes will increase the price by net € 150  
\* Custom made lacquered wood will increase the price by net € 300

Packing info & costs <small>Cod. HRSD180</small>	Type of box		Dimensions in CM <small>(W x D x H)</small>	Volume in m^3	Weight in KG <small>Gross/Net</small>	Price in €
	Top mdf	Wooden	200 x 120 x 20	0.5	120/80	120
	Base	Wooden	150 x 80 x 90	1.1	93/57	140

Packing info & costs <small>Cod. HRSD200</small>	Type of box		Dimensions in CM <small>(W x D x H)</small>	Volume in m^3	Weight in KG <small>Gross/Net</small>	Price in €
	Top mdf	Wooden	220 x 130 x 20	0.6	135/90	140
	Base	Wooden	150 x 80 x 90	1.1	93/57	140

Packing info & costs <small>Cod. HRSD220</small>	Type of box		Dimensions in CM <small>(W x D x H)</small>	Volume in m^3	Weight in KG <small>Gross/Net</small>	Price in €
	Top mdf	Wooden	240 x 130 x 20	0.6	150/100	160
	Base	Wooden	150 x 80 x 90	1.1	93/57	140

Packing info & costs <small>Cod. HRSD240</small>	Type of box		Dimensions in CM <small>(W x D x H)</small>	Volume in m^3	Weight in KG <small>Gross/Net</small>	Price in €
	Top mdf	Wooden	260 x 140 x 20	0.7	165/110	180
	Base	Wooden	170 x 80 x 90	1.2	100/68	160

Packing info & costs <small>Cod. HRSD260</small>	Type of box		Dimensions in CM <small>(W x D x H)</small>	Volume in m^3	Weight in KG <small>Gross/Net</small>	Price in €
	Top mdf	Wooden	280 x 140 x 20	0.8	180/120	200
	Base	Wooden	170 x 80 x 90	1.2	100/68	160

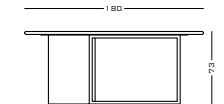
Horus Marble Dining Table

Discover More

Frame: Welded 30mm square section construction finished in any of our metal finishes. Column: Machine cut layers of MDF with heavy lacquer available in matte and high-gloss options. Top: Rounded 20mm stone top sitting on recessed 2mm steel support plate. Table design allows for 3 different positions of metal frame. Felt glides. Assembling required.



Cod. HRSMD180

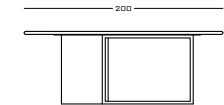


180 W x 100 D x 73 H

Marble: Standard	Metal: Satin or Lacquered		Metal: Polished	
	Wood Lacquered cylinder: Matte	8.900	Wood Lacquered cylinder: Glossy	9.300

Marble: Premium	Metal: Satin or Lacquered		Metal: Polished	
	Wood Lacquered cylinder: Matte	9.900	Wood Lacquered cylinder: Glossy	10.300

Cod. HRSMD200

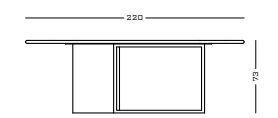


200 W x 110 D x 73 H

Marble: Standard	Metal: Satin or Lacquered		Metal: Polished	
	Wood Lacquered cylinder: Matte	9.300	Wood Lacquered cylinder: Glossy	9.700

Marble: Premium	Metal: Satin or Lacquered		Metal: Polished	
	Wood Lacquered cylinder: Matte	10.500	Wood Lacquered cylinder: Glossy	10.900

Cod. HRSMD220

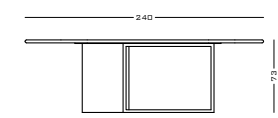


220 W x 110 D x 73 H

Marble: Standard	Metal: Satin or Lacquered		Metal: Polished	
Wood Lacquered cylinder: Matte	9.700		10.100	
Wood Lacquered cylinder: Glossy	10.100		10.500	

Marble: Premium	Metal: Satin or Lacquered		Metal: Polished	
Wood Lacquered cylinder: Matte	11.100		11.500	
Wood Lacquered cylinder: Glossy	11.500		11.900	

Cod. HRSMD240

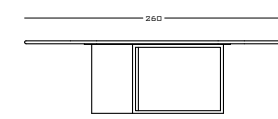


240 W x 120 D x 73 H

Marble: Standard	Metal: Satin or Lacquered		Metal: Polished	
Wood Lacquered cylinder: Matte	10.300		10.700	
Wood Lacquered cylinder: Glossy	10.700		11.100	

Marble: Premium	Metal: Satin or Lacquered		Metal: Polished	
Wood Lacquered cylinder: Matte	11.900		12.300	
Wood Lacquered cylinder: Glossy	12.300		12.700	

Cod. HRSMD260



260 W x 120 D x 73 H

Marble: Standard	Metal: Satin or Lacquered		Metal: Polished	
Wood Lacquered cylinder: Matte	10.900		11.300	
Wood Lacquered cylinder: Glossy	11.300		11.700	

Marble: Premium	Metal: Satin or Lacquered		Metal: Polished	
Wood Lacquered cylinder: Matte	12.700		13.100	
Wood Lacquered cylinder: Glossy	13.100		13.500	

\* Custom made metal finishes will increase the price by net € 150  
\* Custom made lacquered wood will increase the price by net € 300



Packing info & Costs

Packing info & costs Cod. HRSMD180	Type of box	Dimensions in CM (W x D x H)	Volume in m^3	Weight in KG Gross/Net	Price in €
	Top marble Wooden	200 x 80 x 140	2.2	200/160	140
	Base      Wooden	140 x 70 x 90	0.9	93/57	140

Packing info & costs Cod. HRSMD200	Type of box	Dimensions in CM (W x D x H)	Volume in m^3	Weight in KG Gross/Net	Price in €
	Top marble Wooden	220 x 80 x 150	2.6	228/180	160
	Base      Wooden	140 x 70 x 90	0.9	93/57	140

Packing info & costs Cod. HRSMD220	Type of box	Dimensions in CM (W x D x H)	Volume in m^3	Weight in KG Gross/Net	Price in €
	Top marble Wooden	240 x 80 x 160	3	245/200	180
	Base      Wooden	140 x 70 x 90	0.9	93/57	140

Packing info & costs Cod. HRSMD240	Type of box	Dimensions in CM (W x D x H)	Volume in m^3	Weight in KG Gross/Net	Price in €
	Top marble Wooden	260 x 80 x 150	3.1	258/220	200
	Base      Wooden	170 x 80 x 90	1.2	100/68	160

Packing info & costs Cod. HRSMD260	Type of box	Dimensions in CM (W x D x H)	Volume in m^3	Weight in KG Gross/Net	Price in €
	Top marble Wooden	280 x 80 x 160	3.6	275/240	220
	Base      Wooden	170 x 80 x 90	1.2	100/68	160

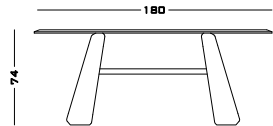
Inge Dining Table

Discover More

Machine cut, hand finished wood pieces with heavy lacquer in matte and high gloss options. Two base pieces are held together by a 35mm tube with grooved detailing as well as heavy duty steel support plate. 20mm MDF heavy lacquer top with chamfered detailing. Felt glides. Base comes assembled. Top to be fixed on site.



Cod. INGD180

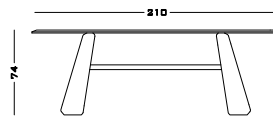


180 W x 110 D x 74 H

Wood Lacquered top: Matte	Metal: Satin or Lacquered		Metal: Polished
Wood Lacquered legs: Matte	8.300		8.700
Wood Lacquered legs: Glossy	8.700		9.100

Wood Lacquered top: Glossy	Metal: Satin or Lacquered	Metal: Polished
Wood Lacquered legs: Matte	9.100	9.500
Wood Lacquered legs: Glossy	9.500	9.900

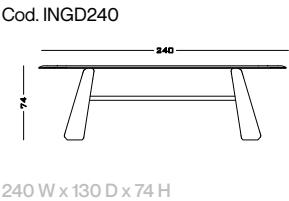
Cod. INGD210



210 W x 120 D x 74 H

Wood Lacquered top: Matte	Metal: Satin or Lacquered	Metal: Polished
Wood Lacquered legs: Matte	8.900	9.300
Wood Lacquered legs: Glossy	9.300	9.700

Wood Lacquered top: Glossy	Metal: Satin or Lacquered		Metal: Polished
Wood Lacquered legs: Matte	9.900		10.300
Wood Lacquered legs: Glossy	10.300		10.700



Wood Lacquered top: Matte	Metal: Satin or Lacquered	Metal: Polished
	Wood Lacquered legs: Matte	9.5009.900
Wood Lacquered top: Glossy	Metal: Satin or Lacquered	Metal: Polished
	Wood Lacquered legs: Matte	10.70011.100
Wood Lacquered top: Glossy	Metal: Satin or Lacquered	Metal: Polished
	Wood Lacquered legs: Glossy	11.10011.500

\* Custom made metal finishes will increase the price by net € 150  
\* Custom made lacquered wood will increase the price by net € 300

Packing info & costs Cod. INGD180	Type of box		Dimensions in CM (W x D x H)	Volume in m^3	Weight in KG Gross/Net	Price in €
	Top mdf	Wooden	200 x 130 x 20	0.5	90/58	160
	Base	Wooden	160 x 80 x 90	1.2	125/83	180

Packing info & costs Cod. INGD210	Type of box		Dimensions in CM (W x D x H)	Volume in m^3	Weight in KG Gross/Net	Price in €
	Top mdf	Wooden	230 x 140 x 20	0.6	105/70	180
	Base	Wooden	160 x 80 x 90	1.2	125/83	180

Packing info & costs Cod. INGD240	Type of box		Dimensions in CM (W x D x H)	Volume in m^3	Weight in KG Gross/Net	Price in €
	Top mdf	Wooden	260 x 150 x 20	0.8	118/83	200
	Base	Wooden	160 x 80 x 90	1.2	125/83	180

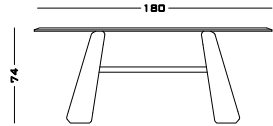
Inge Marble Dining Table

Discover More

Machine cut, hand finished wood pieces with heavy lacquer in matte and high gloss options. Two base pieces are held together by a 35mm tube with grooved detailing as well as heavy duty steel support plate. 20mm jet cut stone top with chamfered detailing. Felt glides. Base comes assembled. Top to be fixed on site.



Cod. INGMD180

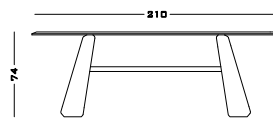


180 W x 110 D x 74 H

Marble: Standard	Metal: Satin or Lacquered		Metal: Polished	
	Wood Lacquered legs: Matte	9.350	Wood Lacquered legs: Glossy	9.750

Marble: Premium	Metal: Satin or Lacquered		Metal: Polished	
	Wood Lacquered legs: Matte	10.350	Wood Lacquered legs: Glossy	10.750

Cod. INGMD210

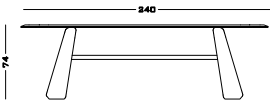


210 W x 120 D x 74 H

Marble: Standard	Metal: Satin or Lacquered		Metal: Polished	
	Wood Lacquered legs: Matte	10.300	Wood Lacquered legs: Glossy	10.700

Marble: Premium	Metal: Satin or Lacquered		Metal: Polished	
	Wood Lacquered legs: Matte	11.500	Wood Lacquered legs: Glossy	11.900

Cod. INGMD240



240 W x 130 D x 74 H

Marble: Standard	Metal: Satin or Lacquered		Metal: Polished	
	Wood Lacquered legs: Matte	11.450	11.850	
	Wood Lacquered legs: Glossy	12.050	12.450	
Marble: Premium	Metal: Satin or Lacquered		Metal: Polished	
	Wood Lacquered legs: Matte	12.850	13.250	
	Wood Lacquered legs: Glossy	13.450	13.850	

\* Custom made metal finishes will increase the price by net € 150  
\* Custom made lacquered wood will increase the price by net € 300

Packing info & costs Cod. INGMD180	Type of box	Dimensions in CM (W x D x H)	Volume in m^3	Weight in KG Gross/Net	Price in €
	Top marble Wooden	200 x 80 x 140	2.2	200/160	180
	Base Wooden	160 x 80 x 90	1.2	125/83	180

Packing info & costs Cod. INGMD210	Type of box	Dimensions in CM (W x D x H)	Volume in m^3	Weight in KG Gross/Net	Price in €
	Top marble Wooden	230 x 80 x 150	2.7	220/180	200
	Base Wooden	160 x 80 x 90	1.2	125/83	180

Packing info & costs Cod. INGMD240	Type of box	Dimensions in CM (W x D x H)	Volume in m^3	Weight in KG Gross/Net	Price in €
	Top marble Wooden	260 x 80 x 160	3.3	248/198	220
	Base Wooden	160 x 80 x 90	1.2	125/83	180

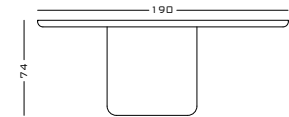
Laghi I Dining Table

Discover More

Base: Machine cut, hand finished MDF and plywood layers with heavy lacquer finish. Base is hollow and contains steel support structure. Painted steel support plate is attached to the support structure which supports the top.  
Top: Machine cut, hand finished MDF with heavy lacquer applied. Both parts available in matte and high gloss versions. Assembling required. Felt glides.



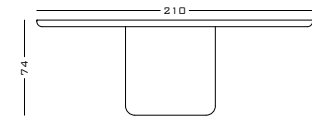
Cod. LAGHID190



190 W x 150 D x 74 H

Wood Lacquered: Matte	6.900
Wood Lacquered: Glossy	7.800

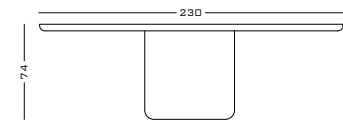
Cod. LAGHID210



210 W x 150 D x 74 H

Wood Lacquered: Matte	7.650
Wood Lacquered: Glossy	8.650

Cod. LAGHID230



230 W x 150 D x 74 H

Wood Lacquered: Matte	8.770
Wood Lacquered: Glossy	9.870

\* Custom made lacquered wood will increase the price by net € 300

Packing info & Costs

Packing info & costs <small>Cod. LAGHID190</small>	Type of box		Dimensions in CM <small>(W x D x H)</small>	Volume in m^3	Weight in KG <small>Gross/Net</small>	Price in €
	Top	Wooden	210 x 170 x 20	0.7	125/90	140
	Leg	Wooden	85 x 85 x 85	0.6	125/80	160

Packing info & costs <small>Cod. LAGHID210</small>	Type of box		Dimensions in CM <small>(W x D x H)</small>	Volume in m^3	Weight in KG <small>Gross/Net</small>	Price in €
	Top	Wooden	230 x 170 x 20	0.8	138/102	160
	Leg	Wooden	85 x 85 x 85	0.6	125/80	160

Packing info & costs <small>Cod. LAGHID230</small>	Type of box		Dimensions in CM <small>(W x D x H)</small>	Volume in m^3	Weight in KG <small>Gross/Net</small>	Price in €
	Top	Wooden	250 x 170 x 20	0.9	152/112	180
	Leg	Wooden	85 x 85 x 85	0.6	125/80	160

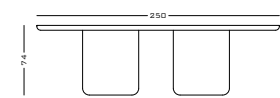
Laghi II Dining Table

Discover More

Base: Machine cut, hand finished MDF and plywood layers with heavy lacquer finish. Base is hollow and contains steel support structure. Painted steel support plate is attached to the support structure which supports the top.  
Top: Machine cut, hand finished MDF with heavy lacquer applied. Both parts available in matte and high gloss versions. Assembling required. Felt glides.



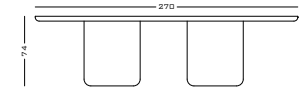
Cod. LAGHID250



250 W x 150 D x 74 H

Wood Lacquered: Matte	12.100
Wood Lacquered: Glossy	13.300

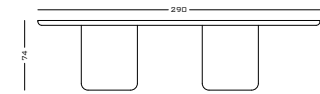
Cod. LAGHID270



270 W x 150 D x 74 H

Wood Lacquered: Matte	12.600
Wood Lacquered: Glossy	13.900

Cod. LAGHID290



290 W x 150 D x 74 H

Wood Lacquered: Matte	13.100
Wood Lacquered: Glossy	14.500

\* Custom made lacquered wood will increase the price by net € 400



Packing info & Costs

<div>Packing info &amp; costs</div> <div>Cod. LAGHID250</div>	Type of box		Dimensions in CM (W x D x H)	Volume in m^3	Weight in KG Gross/Net	Price in €
	Top	Wooden	270 x 170 x 20	0.9	165/124	200
	Leg 1	Wooden	85 x 85 x 85	0.6	125/80	120
	Leg 2	Wooden	85 x 85 x 85	0.6	125/80	120

<div>Packing info &amp; costs</div> <div>Cod. LAGHID270</div>	Type of box		Dimensions in CM (W x D x H)	Volume in m^3	Weight in KG Gross/Net	Price in €
	Top	Wooden	290 x 170 x 20	1	165/128	220
	Leg 1	Wooden	85 x 85 x 85	0.6	125/80	120
	Leg 2	Wooden	85 x 85 x 85	0.6	125/80	120

<div>Packing info &amp; costs</div> <div>Cod. LAGHID290</div>	Type of box		Dimensions in CM (W x D x H)	Volume in m^3	Weight in KG Gross/Net	Price in €
	Top	Wooden	310 x 170 x 20	1.1	180/138	240
	Leg 1	Wooden	85 x 85 x 85	0.6	125/80	120
	Leg 2	Wooden	85 x 85 x 85	0.6	125/80	120

Monith Dining Table

Discover More

Machine cut mdf panels, hand assembled, pores sealed and sandblasted before lacquering in any RAL colour matte or high gloss. Comes assembled. Felt glides. Water-cut extra clear glass mirror top. Comes assembled. Felt glides.



Cod. MON260



260 W x 130 D x 72 H

Cod. MON280



280 W x 130 D x 72 H

Cod. MON300



300 W x 130 D x 72 H

	Mirror: Extra Clear
Wood Lacquered top: Matte	6.300
Wood Lacquered top: Glossy	6.700
	Mirror: Extra Clear
Wood Lacquered top: Matte	6.800
Wood Lacquered top: Glossy	7.250
	Mirror: Extra Clear
Wood Lacquered top: Matte	7.350
Wood Lacquered top: Glossy	7.850

\* Custom made lacquered wood will increase the price by net € 300

Packing info & costs <small>Cod. MON260</small>	Type of box		Dimensions in CM <small>(W x D x H)</small>	Volume in m^3	Weight in KG <small>Gross/Net</small>	Price in €
	Legs	Wooden	120 x 70 x 90	0.8	160/115	180
	Top	Wooden	280 x 150 x 10	0.4	90/60	180

Packing info & costs <small>Cod. MON280</small>	Type of box		Dimensions in CM <small>(W x D x H)</small>	Volume in m^3	Weight in KG <small>Gross/Net</small>	Price in €
	Legs	Wooden	120 x 70 x 90	0.8	160/115	180
	Top	Wooden	300 x 150 x 10	0.5	95/65	200

Packing info & costs <small>Cod. MON300</small>	Type of box		Dimensions in CM <small>(W x D x H)</small>	Volume in m^3	Weight in KG <small>Gross/Net</small>	Price in €
	Legs	Wooden	120 x 70 x 90	0.8	160/115	180
	Top	Wooden	320 x 150 x 10	0.6	100/70	220

# Silo Dining Table

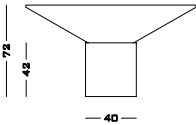
Discover More

Base: Machine cut, hand finished MDF and plywood layers with heavy lacquer finish. Base is hollow and contains steel support structure. Top connects directly to steel support structure. Top: Machine cut, hand finished MDF with heavy lacquer applied. Both parts available in matte and high gloss versions with each piece individually customisable. Some assembling required. Felt glides.



Cod. SILO135

Lacquered Base: Matte                      Lacquered Base: Glossy

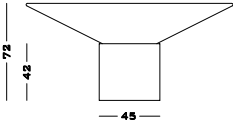


135 Dia x 72 H

Wood Lacquered Top: Matte	7.650	
Wood Lacquered Top: Glossy		8.450
Wood Lacquered BaseTop: Matte		8.050
Wood Lacquered Top: Glossy	8.050	

Cod. SILO155

Lacquered Base: Matte                      Lacquered Base: Glossy

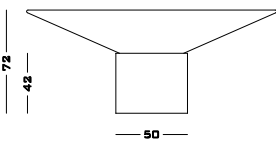


155 Dia x 72 H

Wood Lacquered Top: Matte	8.250	
Wood Lacquered Top: Glossy		9.250
Wood Lacquered BaseTop: Matte		8.750
Wood Lacquered Top: Glossy	8.750	

Cod. SILO175

Lacquered Base: Matte                      Lacquered Base: Glossy



175 Dia x 72 H

Wood Lacquered Top: Matte	8.790	
Wood Lacquered Top: Glossy		9.990
Wood Lacquered BaseTop: Matte		9.390
Wood Lacquered Top: Glossy	9.390	

\* Custom made lacquered wood will increase the price by net € 400

Packing info & Costs

Packing info & costs <small>Cod. SILO135</small>	Type of box	Dimensions in CM <small>(W x D x H)</small>	Volume in m^3	Weight in KG <small>Gross/Net</small>	Price in €
	Wooden	150 x 150 x 90	2	238/175	300

Packing info & costs <small>Cod. SILO155</small>	Type of box	Dimensions in CM <small>(W x D x H)</small>	Volume in m^3	Weight in KG <small>Gross/Net</small>	Price in €
	Wooden	170 x 170 x 90	2.6	270/204	325

Packing info & costs <small>Cod. SILO175</small>	Type of box	Dimensions in CM <small>(W x D x H)</small>	Volume in m^3	Weight in KG <small>Gross/Net</small>	Price in €
	Wooden	190 x 190 x 90	3.2	300/234	350

# Apollo Console

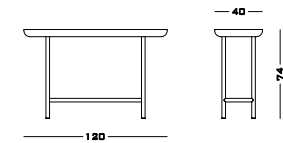
Discover More

Vertical rods of 30mm diameter supporting a solid stained Ash wood top. Top is chamfered on underside and grooved to accept marble slab or leather / suede padded panel which is glued in place. Structure painted in dark anthracite. Rubber feet on all 4 legs. Comes assembled.



Cod. APOCON

Metal base: Lacquered  
Standard wood



120 W x 40 D x 74 H

Top: c.o.l. (Leather 2 sqm)	4.200
Upholstery top: Standard (Velvet)	4.350
Upholstery top: Premium (Suede)	4.500
Upholstery top: Special (Leather or Nubuck)	4.650
Marble top: Standard	4.700
Marble top: Premium	5.050

\* Custom made metal finishes will increase the price by net € 150  
\* Custom made wood finishes will increase the price by net € 150

Packing info & costs	Type of box	Dimensions in CM (W x D x H)	Volume in m^3	Weight in KG Gross/Net	Price in €
	Wooden	140 x 60 x 90	0.6	70/48	140

Apollo Desk

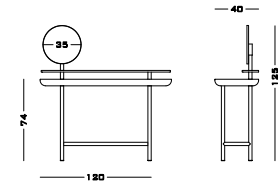
Discover More

Vertical rods of 30mm diameter supporting a solid stained Ash wood top. Top is chamfered on underside and grooved to accept marble insert or leather / suede padded panel which is glued in place. Additional shelf is in solid Ash. Extra-clear mirror is backed in steel and rotates 360 degrees. Structure painted in dark anthracite. Rubber feet on all 4 legs. Comes assembled.



Cod. APODES

Metal base: Lacquered  
Standard wood



120 W x 40 D x 74 H of the top.  
Tot H 125

Top: c.o.l. (Leather 2 sqm)	4.630
Upholstery top: Standard (Velvet)	4.780
Upholstery top: Premium (Suede)	4.930
Upholstery top: Special (Leather or Nubuck)	5.080
Marble top: Standard	5.130
Marble top: Premium	5.480

- \* Custom made metal finishes will increase the price by net € 150
- \* Custom made wood finishes will increase the price by net € 150

Packing info & costs	Type of box	Dimensions in CM (W x D x H)	Volume in m^3	Weight in KG Gross/Net	Price in €
	Wooden	140 x 60 x 100	0.8	80/55	160

# Kara Console

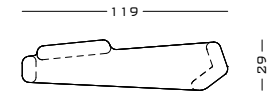
Discover More

Machine cut mdf panels, hand assembled, pores sealed and sandblasted before lacquering in any RAL colour matte or high gloss. Comes assembled. Felt glides. Water-cut extra clear glass mirror top. Comes assembled. Felt glides.



Cod. KARA

Mirror: Extra Clear



119 W x 29 D x 80,5 H

Wood Lacquered: Matte	4.375
Wood Lacquered: Glossy	4.775

\* Custom made lacquered wood will increase the price by net € 200

Packing info & costs	Type of box	Dimensions in CM (W x D x H)	Volume in m^3	Weight in KG Gross/Net	Price in €
	Wooden	140 x 40 x 100	0.6	125/75	150



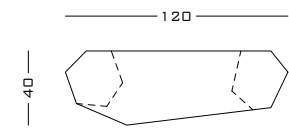
# Lock Console

Discover More

Machine cut mdf panels, hand assembled, pores sealed and sandblasted before lacquering in any RAL colour matte or high gloss. Comes assembled. Felt glides.



Cod. LOCKCON



Wood Lacquered: Matte	4.375
Wood Lacquered: Glossy	4.775

120 W x 40 D x 80 H

\* Custom made lacquered wood will increase the price by net € 200

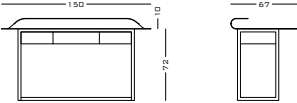
Packing info & costs	Type of box	Dimensions in CM (W x D x H)	Volume in m^3	Weight in KG Gross/Net	Price in €
	Wooden	140 x 55 x 100	0.8	140/95	180

# Nakamura Desk

Discover More

Curved steel top which is covered in two pieces of leather which are stitched together at the perimeter of the steel. Frame in 30mm square profile steel finished in one of our metal finishes. Available with or without drawers. Wood drawers are made in stained solid Ash wood and have matching leather inserts. Felt glides. Comes assembled.



Cod. NAKA		Metal base: Lacquered	
	Wrapped top: c.o.m. (Leather 5 sqm)	4.460	
	Wrapped top: Leather (Special)	4.760	

Cod. NAKAND		Metal base: Lacquered	
	Wrapped top: c.o.m. (Leather 5 sqm)	4.250	
	Wrapped top: Leather (Special)	4.550	

\* Custom made metal finishes will increase the price by net € 150

Packing info & costs Cod. NAKA	Type of box	Dimensions in CM (W x D x H)	Volume in m^3	Weight in KG Gross/Net	Price in €
	Wooden	170 x 90 x 110	1.7	80/55	160

Packing info & costs Cod. NAKAND	Type of box	Dimensions in CM (W x D x H)	Volume in m^3	Weight in KG Gross/Net	Price in €
	Wooden	170 x 90 x 110	1.7	78/53	160

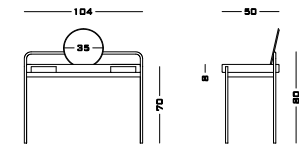
Roll Desk

Discover More

Legs: 30mm bent steel tubes with welded cross support finished in one of our metal finishes. Rubber feet. Top: Solid Ash wood stained in a number of finishes with cut out to accept either leather or suede panel or marble insert. Wooden drawers, each with a loose leather or suede liner with stitching details. Mirror: Solid Ash wood with inlaid extra-clear glass mirror. Wood can be stained in number of finishes. Comes assembled.



Cod. ROLL



104 W x 50 D x 70 H of the top.  
Tot H 100

	Metal base: Satin or Lacquered Standard wood	Metal base: Polished Standard wood
Upholstery top and drawers: c.o.m. (Fabric 1 lm - Leather 2 sqm)	4.175	4.575
Upholstery top and drawers: Standard (Velvet)	4.325	4.725
Upholstery top and drawers: Premium (Suede)	4.475	4.875
Upholstery top and drawers: Special (Leather or Nubuck)	4.625	5.025
Marble top: Standard	4.675	5.075
Marble top: Premium	5.075	5.475

\* Custom made metal finishes will increase the price by net € 150  
\* Custom made wood finishes will increase the price by net € 150

Packing info & costs	Type of box	Dimensions in CM (W x D x H)	Volume in m^3	Weight in KG Gross/Net	Price in €
	Wooden	120 x 70 x 100	0.8	80/55	160

1931 Mirror

Discover More

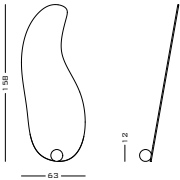
Extra-clear glass mirror backed by MDF finished in a heavy lacquer available in matte or high-gloss options. Wall mount system included. Marble sphere with internal screw thread. Large flathead screw fixes the sphere through the mirror from behind. Assembling required.



Cod. 1931

Lacquered panel: Matte

Lacquered panel: Glossy



Sphere in marble: Standard	2.350	2.650
Sphere in marble: Premium	2.600	2.900

63 W x 40 D x 158 H

\* Custom made lacquered wood will increase the price by net € 150

Packing info & costs	Type of box	Dimensions in CM (W x D x H)	Volume in m^3	Weight in KG Gross/Net	Price in €
	Wooden	180 x 85 x 40	0.6	80/45	140

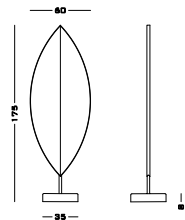
Aglaia Mirror

Discover More

Solid marble base with internal steel structure. Steel constructed structure with 360 degrees rotation can be finished in any of our range of metal finishes. Wood backed extra-clear glass mirror. Reverse side in either bookmatched wood veneer or upholstered. Entire mirror is framed in curved steel of 3mm thickness. Felt glides. Comes assembled.



Cod. AGLA



60 W x 35 D x 175 H

Marble: Standard	Metal: Satin or Lacquered	Metal: Polished
Upholstery: c.o.m. (Fabric 2 lm - Leather 1.8 x 0.6 m)	3.345	3.645
Upholstery: Standard	3.465	3.765
Upholstery: Premium	3.525	3.825
Upholstery: Special	3.585	3.885
Back panel: Book-matching veneer	3.585	3.885

Marble: Premium	Metal: Satin or Lacquered	Metal: Polished
Upholstery: c.o.m. (Fabric 2 lm - Leather 1.8 x 0.6 m)	3.745	4.045
Upholstery: Standard	3.865	4.165
Upholstery: Premium	3.925	4.225
Upholstery: Special	3.985	4.285
Back panel: Book-matching veneer	3.985	4.285

\* Custom made metal finishes will increase the price by net € 200

Packing info & costs	Type of box	Dimensions in CM (W x D x H)	Volume in m^3	Weight in KG Gross/Net	Price in €
	Wooden	195 x 50 x 80	0.8	105/85	160

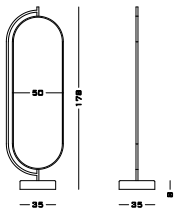
Giove Mirror

Discover More

Solid marble base with internal steel structure. 30mm steel tube structure with 360 degree rotating internal section of 3mm steel, can be finished in any of our range of metal finishes. Wood-backed extra-clear glass mirror. Reverse side padded and upholstered in any of our range of fabrics or customers own material. Felt glides. Upholstery non-removable. Comes assembled.



Cod. GIOVE



54 W x 35 D x 178 H

Marble: Standard	Metal: Satin or Lacquered	Metal: Polished
Upholstery: c.o.m. (Fabric 2 lm - Leather 1.8 x 0.6 m)	3.550	3.850
Upholstery: Standard	3.670	3.970
Upholstery: Premium	3.730	4.030
Upholstery: Special	3.790	4.090

Marble: Premium	Metal: Satin or Lacquered	Metal: Polished
Upholstery: c.o.m. (Fabric 2 lm - Leather 1.8 x 0.6 m)	3.950	4.250
Upholstery: Standard	4.070	4.370
Upholstery: Premium	4.130	4.430
Upholstery: Special	4.190	4.490

\* Custom made metal finishes will increase the price by net € 200

Packing info & costs	Type of box	Dimensions in CM (W x D x H)	Volume in m^3	Weight in KG Gross/Net	Price in €
	Wooden	195 x 50 x 65	0.6	110/95	160

Laghi Mirrors

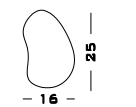
Discover More

Machine cut MDF with recess for extra-clear mirror. Finished in a heavy lacquer available in matte or high-gloss finish. Full 360 degree fixings allowing any angle of mounting. Comes assembled.



Cod. LAGHIMIRS

Extra clear mirror

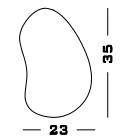


Wood Lacquered: Matte	720
Wood Lacquered: Glossy	820

16 W x 5 D x 25 H

Cod. LAGHIMIRM

Extra clear mirror

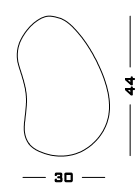


Wood Lacquered: Matte	880
Wood Lacquered: Glossy	1.000

23 W x 5 D x 35 H

Cod. LAGHIMIRL

Extra clear mirror



Wood Lacquered: Matte	1.080
Wood Lacquered: Glossy	1.220

30 W x 5 D x 44 H

\* Custom made lacquered wood will increase the price by net € 100

Packing info & costs	Type of box		Dimensions in CM (W x D x H)	Volume in m^3	Weight in KG Gross/Net	Price in €
	S	Wooden	35 x 25 x 10	0.01	10/4	50
	M	Wooden	45 x 30 x 10	0.02	12/5	75
	L	Wooden	55 x 40 x 10	0.03	16/9	100

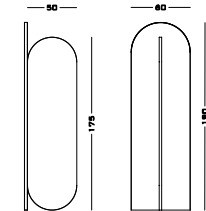
Takada Mirror

Discover More

Structure in 3mm curved steel sheet customisable in any of our metal finishes. Mirror: Wood backed extra-clear glass mirror. Non-mirror Panels can be finished in heavy lacquer or upholstery. Felt glides. Upholstery non-removable. Comes assembled.



Cod. TAKA



53 W x 60 D x 190 H

	Metal: Satin or Lacquered	Metal: Polished
Upholstered panels: c.o.m. (Per panel: Fabric 2 lm - Leather 2 x 0.7 m)	3.650	3.950
Upholstered panels: Standard	3.820	4.120
Upholstered panels: Premium	3.990	4.290
Upholstered panels: Special	4.320	4.620
Lacquered panels: Matte	3.770	4.070
Lacquered panels: Glossy	3.975	4.275
Lacquered panels: Matte and Glossy	3.890	4.190

- \* Custom made metal finishes will increase the price by net € 150
- \* Custom made lacquered wood will increase the price by net € 150

Packing info & costs	Type of box	Dimensions in CM (W x D x H)	Volume in m^3	Weight in KG Gross/Net	Price in €
	Wooden	210 x 80 x 70	1.2	130/80	160





# Made In Italy With Love.

## Milan

Via Bolzano  
28b  
20127  
Milan

+39 347 6489444

## London

305 Harbour Yard  
Chelsea Harbour  
SW10 OXD  
London

## Warehouse

Via Walter Tobagi  
5b  
62029  
Tolentino



## Website

[www.secolo.design](http://www.secolo.design)

## Instagram

[secolo\\_official](https://www.instagram.com/secolo_official)

## Pinterest

[@secolo\\_official](https://www.pinterest.com/secolo_official)

## LinkedIn

[SECOLO\\_official](https://www.linkedin.com/company/SECOLO_official)

## General Enquiries

[info@secolo.design](mailto:info@secolo.design)

## Orders Request

[sales@secolo.design](mailto:sales@secolo.design)